



2023 Annual Report

# Safeguarding Global Health<sup>®</sup>






# Our Commitment to Safeguarding Global Health®

Sotera Health Company (Nasdaq: SHC) is a leading global provider of mission-critical end-to-end sterilization solutions, lab testing and advisory services for the healthcare industry. The name Sotera Health was inspired by Soteria, the Greek goddess of safety, and reflects the Company's unwavering commitment to its mission, Safeguarding Global Health®.

## Company Highlights



90+ years of sterilization and lab services



Over 3,000 employees across the globe



Network of 63 global facilities



~5,000 customers in 50+ countries

Alignment with UN Sustainable Development Goals



Good HEALTH and well-being



Gender EQUALITY

## Our Three Businesses

### STERILIZATION SERVICES

*Leader in sterilization services*



Comprehensive sterilization services

Provider of mission-critical and often government-mandated sterilization services

48 locations 2,000+ customers



Gamma technologies

Global leader in supply of Cobalt-60, the key input for gamma sterilization

2 locations ~40 customers



Expert lab testing and advisory services

Provider of mission-critical medical device and pharmaceutical lab testing and advisory services

13 locations ~3,000 customers

### LAB SERVICES

*Leader in lab testing & advisory services*

# Living Our Mission Every Day

At Sotera Health, we are steadfast in our commitment to our mission, Safeguarding Global Health®. Our work helps to ensure the safety of millions of patients and healthcare workers around the globe, as well as the communities in which we operate and our 3,000+ global team members. While our high-quality testing, safe and reliable sterilization services and Cobalt-60 supply expertise enable the safety of the global healthcare industry, it is our team's commitment to living our mission every day that makes an extraordinary difference.

## Our Values



### **SAFETY**

We are uncompromising in our commitment to health and well-being.



### **CUSTOMER FOCUS**

We are driven to fulfill our customers' needs with the highest quality and care.



### **PEOPLE**

We value our people who are part of a global team that is diverse, respectful, passionate and collaborative.



### **INTEGRITY**

We are honest, reliable and accountable in everything we do.



### **EXCELLENCE**

We exceed the expectations of our stakeholders and continue to improve and innovate in everything we do.





# A Letter From Our CEO

## Dear Shareholders,

Over the course of 2023, our team demonstrated tremendous focus, tenacity and an unwavering commitment to the strong execution of our strategic priorities and to our Company's core values. Macroeconomic and customer supply chain challenges, a shifting regulatory landscape and continuing global unrest all contributed to the need for resilience and adaptability to deliver sustained growth of our financial metrics. Despite these challenges, 2023 was another year of top- and bottom-line growth for Sotera Health, and I am proud of what the team has accomplished. The strong foundation of our Company, the critical role of the services we provide and our commitment to living our values are reflected in our Company's achievements.

### Highlights from 2023 include:

- Reinforcing our position as a global leader in providing mission-critical, end-to-end sterilization solutions and lab testing and advisory services for the healthcare industry;
- Furthering our relentless focus on our mission, Safeguarding Global Health®, while supporting a values-driven culture of safety, customer focus, people, integrity and excellence;
- Investing for organic growth through facility and laboratory expansions as well as making meaningful progress on our long-term Cobalt-60 development programs;

.....  
**Michael B. Petras, Jr.**

Chairman and Chief Executive Officer

- Honoring our commitment to the safety of patients, employees and surrounding communities by engaging constructively with our federal, state and local regulators;
- Investing tens of millions of dollars in industry-leading technology enhancements at our U.S.-based ethylene oxide facilities;
- Significantly improving our cash liquidity position;
- Advancing our Corporate Responsibility initiatives; and
- Continuing to grow revenue in 2023 as we have each year since 2005.

With responsibility at the heart of everything we do, our values-driven culture is fundamental to how we lead and operate. Whether providing critical inputs for vaccine production, preventing infection across a broad range of medical and pharmaceutical products, verifying the legitimacy of a product's testing, utilizing our regulatory expertise to solve our customers' toughest problems or providing a variety of other mission-critical services, we strive every day to ensure healthy lives and promote well-being for people around the world. In 2023, we marked the second year of our Environmental, Social and Governance (ESG) journey, and we continued to make good progress on our initiatives.



I am grateful for the steadfast commitment of our Sotera Health team around the world to living our mission, Safeguarding Global Health®.

**Highlights of our ESG initiatives in 2023 include:**

- Implemented consistent tracking for sustainability metrics such as energy, emissions, water and waste and disclosed initial global environmental analytics;
- Published our Environmental Management Statement;
- Launched our Environmental, Health and Safety (EHS) Management System and our Safety Culture program;
- Continued investment in best-available emissions control enhancements across our U.S.-based ethylene oxide (EO) facilities;
- Furthered our Sotera Health Women's Network events;
- Administered our global employee pulse survey to evaluate the impact of our employee engagement efforts;
- Sustained our Inclusion and Belonging programs;
- Conducted an annual Voice of Customer survey;
- Published a Human Rights Statement;
- Published diversity metrics as part of our Human Capital Management disclosures;
- Conducted our third Time of Understanding conversation;
- Named Karen Flynn to our Board as our fourth independent Director;
- Met with institutional investors representing nearly 50% of the shares held by our non-affiliated shareholders;
- Discussed material risks stemming from Enterprise Risk Management (ERM) and materiality assessments; and
- Published our second Corporate Responsibility Report.

The critical role Sotera Health plays in global healthcare is clear. Our customers rely on our ability to provide mission-critical services to the healthcare industry with high quality, unquestionable safety and reliable service. We will continue to invest in expanding our sterilization, lab testing and advisory services while executing on our Company-wide focus on operational excellence initiatives to increase our cash flow and deliver long-term growth in 2024 and beyond. I have the utmost confidence in the future of our Company.

I am grateful for the steadfast commitment of our Sotera Health team around the world to living our mission, Safeguarding Global Health®. We are thankful to our customers, partners and investors for your unwavering support and trust in our Company. We look forward to 2024 and the years ahead while we continue to strive to exceed your rightfully high expectations.



**Michael B. Petras, Jr.**  
Chairman and Chief Executive Officer





2023 Form 10-K





UNITED STATES  
SECURITIES AND EXCHANGE COMMISSION  
Washington, D.C. 20549

FORM 10-K

(Mark One)

ANNUAL REPORT PURSUANT TO SECTION 13 OR 15(d) OF THE SECURITIES EXCHANGE ACT OF 1934

For the fiscal year ended December 31, 2023

or

TRANSITION REPORT PURSUANT TO SECTION 13 OR 15(d) OF THE SECURITIES EXCHANGE ACT OF 1934

Commission file number 001-39729



SOTERA HEALTH COMPANY

(Exact name of registrant as specified in its charter)

Delaware

47-3531161

(State or other jurisdiction of incorporation or organization)

(I.R.S. Employer Identification No.)

9100 South Hills Blvd, Suite 300

Broadview Heights, Ohio

44147

(Address of principal executive offices)

(Zip Code)

(440) 262-1410

(Registrant's telephone number, including area code)

Securities registered pursuant to Section 12(b) of the Act:

Title of each class	Trading Symbol(s)	Name of each exchange on which registered
Common Stock, \$0.01 par value per share	SHC	The Nasdaq Stock Market LLC

Securities registered pursuant to Section 12(g) of the Act: None

Indicate by check mark if the registrant is a well-known seasoned issuer, as defined in Rule 405 of the Securities Act.  Yes  No

Indicate by check mark if the registrant is not required to file reports pursuant to Section 13 or Section 15(d) of the Exchange Act.  Yes  No

Indicate by check mark whether the registrant (1) has filed all reports required to be filed by Section 13 or 15(d) of the Securities Exchange Act of 1934 during the preceding 12 months (or for such shorter period that the registrant was required to file such reports), and (2) has been subject to such filing requirements for the past 90 days.  Yes  No

Indicate by check mark whether the registrant has submitted electronically, every Interactive Data File required to be submitted pursuant to Rule 405 of Regulation S-T (§232.405 of this chapter) during the preceding 12 months (or for such shorter period that the registrant was required to submit such files).  Yes  No

Indicate by check mark whether the registrant is a large accelerated filer, an accelerated filer, a non-accelerated filer, smaller reporting company, or an emerging growth company. See the definitions of "large accelerated filer," "accelerated filer," "smaller reporting company," and "emerging growth company" in Rule 12b-2 of the Exchange Act.

Large accelerated filer	<input checked="" type="checkbox"/>	Accelerated filer	<input type="checkbox"/>
Non-accelerated filer	<input type="checkbox"/>	Smaller reporting company	<input type="checkbox"/>
		Emerging growth company	<input type="checkbox"/>

If an emerging growth company, indicate by check mark if the registrant has elected not to use the extended transition period for complying with any new or revised financial accounting standards provided pursuant to Section 13(a) of the Exchange Act.

Indicate by check mark whether the registrant has filed a report on and attestation to its management's assessment of the effectiveness of its internal control over financial reporting under Section 404(b) of the Sarbanes-Oxley Act (15 U.S.C.7262(b)) by the registered public accounting firm that prepared or issued its audit report.

If securities are registered pursuant to Section 12(b) of the Act, indicate by check mark whether the financial statements of the registrant included in the filing reflect the correction of an error to previously issued financial statements.

Indicate by check mark whether any of those error corrections are restatements that required a recovery analysis of incentive-based compensation received by any of the registrant's executive officers during the relevant recovery period pursuant to §240.10D-1(b).

Indicate by check mark whether the registrant is a shell company (as defined in Rule 12b-2 of the Exchange Act).  Yes  No

The aggregate market value of the voting and non-voting common stock held by non-affiliates of the registrant as of June 30, 2023, based upon the last sale price of such voting and non-voting common stock on that date, was \$1,871,267,118.

As of February 20, 2024, there were 282,832,200 shares of the registrant's common stock, \$0.01 par value per share, outstanding.

**DOCUMENTS INCORPORATED BY REFERENCE**

Portions of the Definitive Proxy Statement for the registrant's 2024 Annual Meeting of Stockholders are incorporated by reference in Part III of this Annual Report on Form 10-K. The proxy statement will be filed with the Securities and Exchange Commission within 120 days after the end of the registrant's fiscal year ended December 31, 2023.

Audit Firm PCAOB ID: 42	Auditor Name: Ernst & Young LLP	Auditor Location: Cleveland, Ohio
-------------------------	---------------------------------	-----------------------------------

**SOTERA HEALTH COMPANY**  
**- TABLE OF CONTENTS -**

	<b>Page No.</b>
<b>PART I</b>	
Item 1. <a href="#">Business</a>	<a href="#">6</a>
Item 1A. <a href="#">Risk Factors</a>	<a href="#">17</a>
Item 1B. <a href="#">Unresolved Staff Comments</a>	<a href="#">44</a>
Item 1C. <a href="#">Cybersecurity</a>	<a href="#">45</a>
Item 2. <a href="#">Properties</a>	<a href="#">47</a>
Item 3. <a href="#">Legal Proceedings</a>	<a href="#">47</a>
Item 4. <a href="#">Mine Safety Disclosures</a>	<a href="#">48</a>
<b>PART II</b>	
Item 5. <a href="#">Market for Registrant’s Common Equity, Related Stockholder Matters and Issuer Purchases of Equity Securities</a>	<a href="#">49</a>
Item 6. <a href="#">Reserved</a>	<a href="#">50</a>
Item 7. <a href="#">Management’s Discussion and Analysis of Financial Condition and Results of Operations</a>	<a href="#">50</a>
Item 7A. <a href="#">Quantitative and Qualitative Disclosures About Market Risk</a>	<a href="#">68</a>
Item 8. <a href="#">Financial Statements and Supplementary Data</a>	<a href="#">71</a>
Item 9. <a href="#">Changes in and Disagreements with Accountants on Accounting and Financial Disclosure</a>	<a href="#">120</a>
Item 9A. <a href="#">Controls and Procedures</a>	<a href="#">120</a>
Item 9B. <a href="#">Other Information</a>	<a href="#">122</a>
Item 9C. <a href="#">Disclosure Regarding Foreign Jurisdictions that Prevent Inspections</a>	<a href="#">122</a>
<b>PART III</b>	
Item 10. <a href="#">Directors, Executive Officers and Corporate Governance</a>	<a href="#">123</a>
Item 11. <a href="#">Executive Compensation</a>	<a href="#">124</a>
Item 12. <a href="#">Security Ownership of Certain Beneficial Owners and Management and Related Stockholder Matters</a>	<a href="#">124</a>
Item 13. <a href="#">Certain Relationships and Related Transactions, and Director Independence</a>	<a href="#">124</a>
Item 14. <a href="#">Principal Accountant Fees and Services</a>	<a href="#">124</a>
<b>PART IV</b>	
Item 15. <a href="#">Exhibits and Financial Statement Schedules</a>	<a href="#">125</a>
Item 16. <a href="#">Form 10-K Summary</a>	<a href="#">131</a>
<a href="#">Signatures</a>	<a href="#">132</a>

## CAUTIONARY NOTE REGARDING FORWARD-LOOKING STATEMENTS

This Annual Report on Form 10-K includes “forward-looking statements” within the meaning of the Private Securities Litigation Reform Act of 1995. Forward-looking statements are often characterized by the use of words such as “believes,” “estimates,” “expects,” “projects,” “may,” “intends,” “plans” or “anticipates,” or by discussions of strategy, plans or intentions. Such forward-looking statements involve known and unknown risks, uncertainties and other important factors that could cause our actual results, performance or achievements, or industry results, to differ materially from historical results or any future results, performance or achievements expressed, suggested or implied by such forward-looking statements. Such risks and uncertainties include but are not limited to:

- a disruption in the availability or supply of, or increases in the price of, ethylene oxide (“EO”), Cobalt-60 (“Co-60”) or our other direct materials, services and supplies, including as a result of geopolitical instability and/or sanctions against Russia by the United States, Canada, United Kingdom and European Union;
- fluctuations in foreign currency exchange rates;
- changes in environmental, health and safety regulations or preferences, and general economic, social and business conditions;
- health and safety risks associated with the use, storage, transportation and disposal of potentially hazardous materials such as EO and Co-60;
- the impact and outcome of current and future legal proceedings and liability claims, including litigation related to the use, emissions and releases of EO from our facilities in Illinois, Georgia and New Mexico and the possibility that other claims will be made in the future relating to these or other facilities;
- allegations of our failure to properly perform services and potential product liability claims, recalls, penalties and reputational harm;
- compliance with the extensive regulatory requirements to which we are subject, the related costs, and any failures to receive or maintain, or delays in receiving, required clearances or approvals;
- adverse changes in industry trends;
- competition we face;
- market changes, including inflationary trends, that impact our long-term supply contracts with variable price clauses and increase our cost of revenues;
- business continuity hazards, including supply chain disruptions and other risks associated with our operations;
- the risks of doing business internationally, including global and regional economic and political instability and compliance with numerous and sometimes inconsistent laws and regulations in multiple jurisdictions;
- our ability to increase capacity at existing facilities, build new facilities in a timely and cost-effective manner and renew leases for our leased facilities;
- our ability to attract and retain qualified employees;
- severe health events or environmental events;
- cybersecurity breaches, unauthorized data disclosures, and our dependence on information technology systems;
- an inability to pursue strategic transactions, find suitable acquisition targets, or integrate strategic acquisitions into our business successfully;
- our ability to maintain effective internal controls over financial reporting;
- our reliance on intellectual property to maintain our competitive position and the risk of claims from third parties that we have infringed or misappropriated, or are infringing or misappropriating, their intellectual property rights;
- our ability to comply with rapidly evolving data privacy and security laws and regulations in various jurisdictions and any ineffective compliance efforts with such laws and regulations;
- our ability to maintain profitability in the future;
- impairment charges on our goodwill and other intangible assets with indefinite lives, as well as other long-lived assets and intangible assets with definite lives;
- the effects of unionization efforts and labor regulations in countries in which we operate;
- adverse changes to our tax positions in U.S. or non-U.S. jurisdictions or the interpretation and application of recent U.S. tax legislation or other changes in U.S. or non-U.S. taxation of our operations; and
- our significant leverage and how this significant leverage could adversely affect our ability to raise additional capital, limit our ability to react to challenges confronting our Company or broader changes in our industry or the economy, limit our flexibility in operating our business through restrictions contained in our debt agreements and/or prevent us from meeting our obligations under our existing and future indebtedness.



These statements are based on current plans, estimates and projections, and therefore you should not place undue reliance on them. Forward-looking statements speak only as of the date they are made, and we undertake no obligation to update them publicly in light of new information or future events, except as required by law. The inclusion of this forward-looking information should not be regarded as a representation by us or any other person that the future plans, estimates or expectations contemplated by us will be achieved.

You should carefully consider the above factors, as well as the factors discussed elsewhere in this Annual Report on Form 10-K, including under Item 1A, “Risk Factors” and elsewhere in this Annual Report on Form 10-K. If any of these trends, risks or uncertainties actually occur or continue, our business, financial condition or operating results could be materially adversely affected, the trading prices of our securities could decline and you could lose all or part of your investment. All forward-looking statements attributable to us or persons acting on our behalf are expressly qualified in their entirety by this cautionary statement.

Unless expressly indicated or the context requires otherwise, the terms “Sotera Health,” “Company,” “we,” “us,” and “our” in this document refer to Sotera Health Company, a Delaware corporation, and, where appropriate, its subsidiaries on a consolidated basis.

## Part I

### Item 1. Business

#### General Information

We are a leading global provider of mission-critical end-to-end sterilization solutions, lab testing and advisory services for the healthcare industry. We are driven by our mission: Safeguarding Global Health<sup>®</sup>. We provide end-to-end sterilization as well as microbiological and analytical lab testing and advisory services to help ensure that medical, pharmaceutical and food products are safe for healthcare practitioners, patients and consumers in the United States and around the world. Our customers include over 40 of the top 50 medical device companies and nine of the top ten global pharmaceutical companies (based on revenue). Our services are an essential aspect of our customers' manufacturing processes and supply chains, helping to ensure sterilized medical products reach healthcare practitioners and patients. Most of our services are necessary for our customers to satisfy applicable government requirements.

We are a trusted partner to approximately 5,000 customers in over 50 countries. We give our customers confidence that their products meet regulatory, safety and effectiveness requirements. With our industry-recognized scientific and technological expertise, we help to ensure the safety of millions of patients and healthcare practitioners around the world. Across our 63 facilities worldwide, we have over 3,000 employees who are dedicated to safety and quality.

Sotera Health Company was incorporated in Delaware in November 2017 as the parent company for Sterigenics, Nordion and Nelson Labs. We completed our initial public offering and listed our shares on the Nasdaq Global Select Market ("Nasdaq") in November 2020 under the ticker symbol "SHC".

#### Our Businesses

##### Sterilization Services

Our sterilization services business is comprised of Sterigenics and Nordion.

##### *Sterigenics*

We are a leading global provider of outsourced terminal sterilization and irradiation services and have provided sterilization services for over 90 years. We offer a globally integrated platform for our customers in the medical device, pharmaceutical, food safety, and advanced applications markets, with facilities strategically located to be convenient to our customers' manufacturing sites or distribution hubs.

Terminal sterilization is the process of sterilizing a product in its final packaging; it is an essential, and often government-mandated, last step in the manufacturing process of healthcare products before they are shipped to end-users. The products that we sterilize include procedure kits and trays, implants, syringes, catheters, wound care products, medical protective barriers, including personal protective equipment ("PPE"), laboratory products and pharmaceuticals.

##### *Sterilization Services*

We offer our customers a complete range of terminal sterilization services, primarily using the three major commercial terminal sterilization technologies: gamma irradiation, EO processing and E-beam irradiation. We continue to invest in and develop our capabilities and our current methods of sterilization and we continue to explore new alternative modalities and technologies. Our primary terminal sterilization technologies include:



	Gamma Irradiation	Ethylene Oxide	Electron Beam
<b>Overview</b>	Products are exposed to gamma rays emitted by decaying Co-60. Gamma rays have no mass and therefore can penetrate dense materials to kill microbes	Gas sterilization process where pallets are loaded into a chamber that is then injected with EO gas to penetrate already-packaged products	Products ranging from gemstones to semiconductors are exposed to machine-generated radiation in the form of an electron stream
<b>Product suitability</b>	<ul style="list-style-type: none"> <li>• Implants (cardiovascular, orthopedic)</li> <li>• Surgical staplers and gloves</li> <li>• Stents</li> <li>• Cardiac devices</li> <li>• Bandages</li> <li>• Orthopedic implants</li> <li>• Surgical instruments</li> <li>• Alcohol wipes</li> </ul>	<ul style="list-style-type: none"> <li>• Complex kits</li> <li>• Catheters</li> <li>• Drapes</li> <li>• Gowns</li> <li>• Endoscopy instruments</li> <li>• Surgical kits</li> <li>• Vascular catheters</li> <li>• IV tubing</li> </ul>	<ul style="list-style-type: none"> <li>• Homogenous products</li> <li>• Syringes</li> <li>• Labware</li> </ul>
<b>Benefits</b>	<ul style="list-style-type: none"> <li>✓ Quick processing</li> <li>✓ Penetrates finished products</li> <li>✓ Precision dosing</li> </ul>	<ul style="list-style-type: none"> <li>✓ Penetrates pallets of finished products</li> <li>✓ Wide range of compatible materials</li> </ul>	<ul style="list-style-type: none"> <li>✓ Quickest processing times</li> <li>✓ Good for material modification or enhancement</li> </ul>
<b>Considerations</b>	<ul style="list-style-type: none"> <li>✗ Cannot treat radiation-sensitive products</li> <li>✗ Uses radioactive Co-60</li> </ul>	<ul style="list-style-type: none"> <li>✗ Longer processing times</li> <li>✗ Uses hazardous gas</li> </ul>	<ul style="list-style-type: none"> <li>✗ Cannot treat radiation-sensitive products</li> <li>✗ Limited product penetration</li> </ul>

We provide gamma irradiation services at 23 of our facilities, EO processing services at 17 of our facilities and electron beam (“E-beam”) irradiation services at eight of our facilities.

We also invest in alternative modalities to serve our customers. X-ray irradiation is a process in which products such as medical devices and lab ware are exposed to machine-generated radiation in the form of X-rays for the purpose of sterilization and decontamination. X-rays are similar in performance to gamma rays and are useful for processing certain materials by virtue of the high penetration capabilities of X-ray. We utilize X-ray irradiation at one of our sterilization facilities for bio-hazard reduction for the United States Postal Service, or USPS. We are also investing in NO<sub>2</sub>-based sterilization, which has been effective in sterilizing of prefilled syringes, drug-device combination products and custom implants.

### *Sterilization Applications*

Sterigenics primarily provides sterilization services for medical device manufacturers and the pharmaceutical industry. Sterigenics also provides decontamination services for the food industry. Additionally, Sterigenics provides various advanced applications for other organizations and companies including the USPS and semiconductor manufacturers. Our customers select the sterilization method that meets the needs of their products and requirements of regulators and we deliver sterilization services according to their customer-specific protocols. In most cases, customers are serviced from more than one facility.

- Medical device sterilization. Medical device sterilization is a regulatory requirement in many jurisdictions and an important and last step in the manufacturing of healthcare products such as medical protective barriers, including PPE, procedure kits and trays, implants, syringes, catheters and wound care products. A broad range of single-use, prepackaged medical products, as well as certain consumer products, are required by government regulations to be sterile, or meet certain acceptable microbial levels when sold. These products are not manufactured in a “sterile” or “clean” environment and are thereby inhabited by potentially harmful microbes. Products must therefore be treated before shipment, either in-house by the manufacturer or by an outsourced sterilization provider such as Sterigenics.

We have developed a consultative approach with medical device manufacturers that expands our service offerings beyond core product sterilization, as we believe they want value-added solutions from their outsourced sterilization partners that reach beyond the traditional scope of sterilization. We offer customers a comprehensive selection of advisory services in design, testing, production and supply chain management for sterile healthcare products before, during and after the sterilization process to ensure and improve a product’s speed to market and compliance with regulatory requirements.

- Pharmaceuticals. We provide comprehensive outsourced terminal sterilization solutions to help our customers in the pharmaceutical industry meet regulatory requirements. Our sterilization expertise covers a variety of pharmaceutical drug products, such as active pharmaceutical ingredients, pre-filled syringes, drug components, excipients and primary packaging and components.

In addition, pharmaceutical companies are starting to market disposable delivery devices, such as auto-inject devices for epinephrine, which are combined medical device and pharmaceutical products. As these disposable delivery devices are subject to both medical device regulations and pharmaceutical regulations, we believe these companies are looking to leading outsourced sterilization providers like us for our expertise in sterilizing these complex devices. We believe that the complementary capabilities and expertise in our Nelson Labs business make Sterigenics an attractive sterilization partner to customers in the pharmaceutical industry. We can provide a full suite of services across the Company to help our customers throughout key stages in the lifecycle of these complex products.

- Food and agricultural products. We provide microbial reduction and microbial remediation services for food and agricultural products. Generally, in a microbial reduction process, products are exposed to lower levels of treatment than in a sterilization process. This process is not intended to render a product free of viable organisms but rather to reduce their number. In connection with our microbial reduction services, we treat a wide array of products such as spices, herbs, animal feed and food packaging materials to address safety concerns of customers and consumers or to extend shelf life. We currently irradiate a variety of food and food packaging products, ranging from orange juice to steaks, to guard against harmful bacteria, such as listeria, salmonella, E. coli and other pathogens. Microbial reduction and irradiation offer producers and processors a method to safeguard against bacteria from the time of the packaging of their products to the time they reach consumers. We also provide microbial remediation services that stop the progression of damage to products and help make the products safe for distribution.
- Commercial, advanced and specialty applications. We provide a wide range of advanced applications services for industrial materials to customers that use ionizing radiation to modify materials or products. The advanced applications sterilization industry is comprised of a large number of distinct segments that can be addressed using our services for radiation processing. Materials that undergo advanced application processes include products such as power semiconductors, polymers and gemstones. In addition, we utilize our ionizing radiation services to provide bio-security services to the USPS by treating and protecting the mail against unwanted pathogens and biohazards. We believe we are the only provider of this service to the USPS. We also treat commercial products, such as cosmetics, with our microbial reduction services. In Canada and Europe, where recreational cannabis, medical cannabis, or both, are legal, we provide commercial gamma and E-beam irradiation services for decontamination of cannabis.

### *Sterigenics Customers*

Sterigenics serves more than 2,000 customers. We follow extensive validation procedures with our customers to determine the optimal sterilization method for each product, and to validate that the chosen method will achieve the sterility requirement for that product. Once a sterilization process has been validated, we adhere to our customers' process specifications to treat their product.

Although sterilization services are an essential element in our customers' manufacturing processes, they generally represent a small fraction of the total end-product cost of medical devices. We believe this means that our customers choose our services based on quality and consistency of service rather than solely on the cost. These deep, tenured customer relationships are supported by multi-year contracts with cost pass-through provisions, which have resulted in recurring revenue streams.

For many products, our customers are required to include the specific facility used to validate a product's listing in the Food and Drug Administration ("FDA") (or foreign equivalent) product registration and are typically required to re-register if they switch facilities, which makes switching locations for a particular product a difficult and expensive process for our customers. This dynamic contributes to low customer churn and long-term relationships.

In addition, Sterigenics has achieved high historical customer retention and renewal rates—Sterigenics has 100% renewal rates of its top ten customers for more than five consecutive years, and an average tenure of over a decade with its top 25 customers over the last five years—and minimal customer concentration. We have also introduced innovative, advanced processing systems for outsourced sterilization that are designed to enhance operating efficiencies, improve turnaround times and provide for greater processing flexibility without sacrificing quality, consistency or reliability. More than 90% of Sterigenics' revenues for the year ended December 31, 2023 were from customers under multi-year contracts.



### *Sterigenics Competition*

We compete globally with Applied Sterilization Technologies, a segment of STERIS plc, as well as other smaller or regional outsourced sterilization companies. In addition, some manufacturers have invested or are investing in in-house sterilization capabilities. We also face competition from other technologies, such as chemical cross-linking of polymers. Our services generally compete on the basis of the quality of technology and services offered, level of expertise in each of the major sterilization methods, level of expertise in the applicable regulatory requirements, proximity to customers and the cost of services.

### *Sterigenics Suppliers*

Sterigenics primarily purchases its supply of Co-60 sources, the key input into the gamma sterilization process, from Nordion. Our supply of Co-60 sources is at times impacted by the global availability of Co-60. Our supply of EO is sourced from various suppliers around the world. There is more than one supplier of EO in most of the countries in which we operate; however, in the United States, there is a single supplier for EO to our industry. We have not historically experienced any supply disruptions and our U.S. supplier has redundant production facilities to help ensure reliable EO supply. We also have a license in the United States to distribute EO to self-supply should the need arise and we determine the need to make the necessary investments.

### *Sterigenics Facilities*

With 48 facilities in 13 countries, our global network of sterilization facilities represents a significant competitive advantage. We serve many of our sterilization customers at more than one facility, with approximately 80% of Sterigenics' net revenues attributable to customers using more than one of our facilities and more than 50% of Sterigenics' net revenues attributable to customers using five or more of our facilities in 2023. Extensive capital, technical expertise and regulatory knowledge are required to build and maintain facilities like ours. We estimate that building a new facility can cost over \$50 million on average, in addition to requiring extensive and complex licensing approval and regulatory compliance processes. We estimate that the cost to replicate the facilities in our network alone could be as high as \$1.9 billion, in addition to investments required to meet associated technical and regulatory requirements.

Our global facility network, built and expanded over several decades, is strategically located convenient to customers' manufacturing sites and distribution hubs or routes. For many of our customers, the location of our facilities is important because transportation and logistics costs can be meaningful. We also employ proprietary technology to provide customers with increased visibility into our processes. Sterigenics GPS™ enables customers to monitor the sterilization process in real-time and better manage their supply chain. These features improve the accuracy and visibility of customer order information and quality data, which in turn provide enhanced transparency to regulatory agencies around the world, further enhancing our reputation as a company with regulatory expertise. We are focused on continuing to leverage advanced technology and service offerings to better serve customers, and we believe our capital and resource commitment in this area drives customer loyalty and retention.

By leveraging a global operating system, we drive operational excellence across our network of facilities to achieve high levels of safety, quality, operating efficiency and customer satisfaction to provide a uniform customer experience. All our facilities are either ISO 13485 certified, ISO 9001 certified, or both, as well as licensed and registered in all necessary jurisdictions to comply with government required regulations.

### ***Nordion***

Nordion is the leading global provider of Co-60 used in the sterilization and irradiation processes for the medical device, pharmaceutical, food safety, and high-performance materials industries, as well as in the treatment of cancer. Co-60 is a radioactive isotope that emits gamma radiation that sterilizes items by killing contaminating micro-organisms. In addition, Nordion is a leading global provider of gamma irradiation systems, which are the units that house the Co-60 sources within a gamma sterilization facility. We estimate that gamma sterilization, which is a critical component of the global infection control supply chain, accounts for approximately 30% of single-use medical device sterilization worldwide. Nordion's customers include both outsourced contract sterilizers, including Sterigenics, and medical device manufacturers that sterilize their products in-house. More than 90% of Nordion's revenues for the year ended December 31, 2023 were from customers under multi-year contracts.

We provide our customers with high quality, reliable, safe and secure Co-60 source supply at each stage of the source's life cycle. We support our customers with handling and processing of Co-60, recycling of depleted sources and global logistics enabled by our licensed container fleet. We also provide regulatory and technical service expertise to improve the risk profiles

and enhance effectiveness of gamma processing operations. Without this radioactive material, gamma sterilization would not be possible on the global scale at which it is used today. We are integral to our customers' operations due to highly coordinated and complex installation processes.

Nordion has a long history in gamma technologies. Nordion designs, installs and maintains gamma irradiation systems. Nordion developed the first Co-60 based tele-therapy unit for cancer treatment in 1951 and the first panoramic irradiator in 1964. In addition to selling Co-60 sources for sterilization purposes, Nordion also sells high specific activity Co-60 ("HSA Co-60" or "medical Co-60") used in stereotactic radiosurgery as a radiation source for oncology applications, specifically in Gamma Knife<sup>®</sup> and other similar applications. Today, Co-60 is a critical part of treatment for brain and other cancers because it is noninvasive, reliable, effective and safe to use.

#### *Co-60 Production Process*

Nordion's primary product is Co-60 sources. Co-60 is a radioactive isotope used in radiation sterilization that decays naturally at a rate of approximately 12% annually. Co-60 is produced by placing cobalt-59 ("Co-59"), the most common form of cobalt, into a nuclear power reactor to be activated.

The Co-60 production process requires high purity Co-59. Co-59 is produced globally, primarily as a byproduct of nickel and copper mining, and used in a variety of industrial applications. The Co-59 used for sterilization accounts for a small portion of overall Co-59 demand. Co-59 is compressed into "targets," which are pellets and slugs suitable to be activated into Co-60. These targets are then encapsulated and delivered to be installed in nuclear reactors. Depending on the type of reactor and the location of the Co-59 in the reactor, the conversion process can take between 18 months to five years. Once the conversion to Co-60 is complete, the targets are extracted from the nuclear reactor while the reactor is shut down and shipped to Nordion to be processed into Co-60 sources to be sold to customers. See Item 1A, "Risk Factors"—Risks Related to the Company—Safety risks associated with the use, storage and disposal of potentially hazardous materials, such as EO and Co-60, may result in accidents or liabilities that materially affect our results of operations. "

#### *Nordion Products*

Co-60 is sold to customers by its level of radioactivity as measured in curies. Our customers typically buy low specific activity Co-60 ("LSA Co-60") for industrial sterilization use and HSA Co-60 for medical use. At our Ottawa facility, we receive and process the targets to form the final Co-60 source product with the desired amount of radioactivity for each customer order. The Co-60 sources undergo stringent and sophisticated quality assurance testing at our facility. The final product is then placed in specialized containers, which Nordion uses to transport Co-60 to our customers.

We transport the Co-60 sources via proprietary lead and steel containers that are licensed to meet all applicable international shipping requirements. We believe we have the most extensive expertise in Co-60 logistics. There is a significant regulatory burden in the production, management and transportation of fleets of containers of Co-60 sources. Our transportation routes and carriers are highly controlled, and we provide regular and comprehensive training for employees and carriers who are involved in moving the Co-60 globally.

We also design, install and maintain gamma irradiation systems, which include radiation shielding, a series of conveyors and control systems that are designed to expose products to the correct gamma radiation dosage in a safe and efficient manner. A gamma irradiation system is the infrastructure that houses the Co-60 sources and makes up a part of a sterilization and warehousing facility. We have designed and built over 100 of the estimated 290 large scale irradiation systems active globally. Our installation, physics and engineering teams are comprised of highly trained professionals who provide fast and ongoing technical support from source installation to emergency response.

We also offer our customers a for-fee spent Co-60 source return service for depleted Co-60 sources that have reached the end of their useful life, which is often 20 or more years. We also have a source recycling program that extends the useful life of individual slugs from the decayed product up to an additional 20 years, pairing them with new slugs to make new Co-60 sources.

#### *Nuclear Reactor Operators*

Given the timeline required to produce Co-60, forecasting supply and working closely with nuclear power reactor operators to manage the amount and timing of shipments represents an important business capability of Nordion.

The amount of Co-60 supply is ultimately determined by the number of nuclear reactors that are capable of producing Co-60 at a given point in time. Our access to Co-60 tends to vary on a quarterly basis, due primarily to nuclear reactor maintenance schedules, the length of time required to convert Co-59 into Co-60, the limited number of facilities that can generate Co-60 in an economically efficient manner, and the timing of the removal of Co-60 from reactors. While short-term variability in Co-60 supplier delivery timing can sometimes result in variability in our financial performance across fiscal quarters, we work with multiple reactor sites that operate on consistent and predictable discharge and harvest schedules over the long-term.

Nordion currently has access to Co-60 supply at multiple nuclear reactors pursuant to multi-year contracts with three operators that cover 13 reactors at five generating stations, that extend to dates between 2025 and 2064, with our largest supplier under contract until 2064. See Item 1A, “Risk Factors”—Risks Related to the Company—We depend on a limited number of counterparties to provide the materials and resources we need to operate our business. Any disruption in the availability of, or increases in the price of, EO, Co-60 or our other direct materials, services and supplies, including as a result of geopolitical instability and sanctions against Russia by the United States, Canada, United Kingdom and European Union, may have a material adverse effect on our operating results.” The substantial majority of our Co-60 material has historically been produced under multi-year contracts with nuclear reactor operators in Canada and Russia. Nordion provides Co-59 targets to its Canadian and Russian reactor suppliers, manufactured to proprietary specifications customized for each supplier. We also acquire a portion of our Co-60 supply from reactors that produce Co-60 in Argentina, China and India.

The vertical integration of Nordion and Sterigenics has allowed us to more confidently make meaningful long-term investments to expand Co-60 supply for the medical products sterilization industry. See Item 7, “Management’s Discussion and Analysis of Financial Condition and Results of Operations—Trends and Key Factors Affecting Our Results of Operations.” Currently, approximately 9% of nuclear reactors worldwide are the type of reactors that have been capable of producing commercial quantities of Co-60. In December 2018, we acquired patents that may allow us to significantly increase our sourcing options for Co-60 and further expand the market for gamma sterilization. Additionally, in February 2020, we announced a collaboration with Westinghouse Electric Company to further develop the technology to produce Co-60 in Pressurized Water Reactors. We believe this collaboration could further diversify our supply with reliable U.S. domestic partners and encourage the implementation of this patented technology at other reactors around the world.

We continue to evaluate opportunities to increase Co-60 production, including through partnerships with CANDU reactor operators in Canada and Romania that would involve investing in their reactor infrastructure to enable long-term production of Co-60.

#### *Nordion Customers*

Nordion supplies products and services to approximately 40 customers, including medical device manufacturers and gamma sterilization service providers. Co-60’s consumable nature results in annual natural decay at an approximately 12% annual rate, which creates stable, recurring demand as customers must purchase incremental supply in order to satisfy ongoing needs. We are integral to our customers’ operations due to highly coordinated and complex installation and service processes that require expertise in handling and shipping radioactive material as well as our deep knowledge of the relevant regulatory and compliance requirements. Customer relationships are typically governed by multi-year supply agreements.

One of Nordion’s customers is Sterigenics, which competes with several of Nordion’s other gamma sterilization service customers. When we acquired Nordion in 2014, we established information barriers between Nordion and Sterigenics with regard to certain customer information, which remain in place today, and certain of our agreements with Nordion’s customers require that we maintain these barriers. These barriers prohibit us from managing a customer pricing strategy across our Sterigenics and Nordion segments.

We are a leading global supplier of HSA Co-60 used in oncology-related stereotactic radiosurgery devices, including the Gamma Knife<sup>®</sup>, which use directed gamma rays for certain oncology applications. We also supply other medical equipment manufacturers and sub-contractors in the industry who require the concentrated radiation dose capabilities of HSA Co-60.

#### *Nordion Competition*

Nordion’s two main competitors in the industrial LSA Co-60 sources supply market are a Russian Co-60 sources producer, which historically has supplied certain regions in Europe and Asia, and a China-based producer, which supplies the domestic Chinese market. In addition, certain regional competitors have the capability to produce Co-60. For example, a producer in Argentina supplies certain regions in Central and South America and an Indian producer supplies India and certain parts of Southeast Asia. These competitors could potentially increase their global competition capabilities in the future. Nordion also

competes indirectly with other developing modalities of sterilization, such as X-ray technology, that use electricity to generate radiation and therefore do not require Co-60 sources.

Nordion's main competitors in the HSA Co-60 industry include suppliers in China, Sweden and North America that have capability to produce medical Co-60.

#### *Nordion Facilities*

Nordion's operations are supported by a facility in Kanata, Canada dedicated to processing and shipping cobalt, and a European distribution facility in Milton, United Kingdom.

#### **Lab Testing and Advisory Services**

##### ***Nelson Labs***

Lab testing and advisory services are necessary across the medical device and pharmaceutical product lifecycles to evaluate and ensure the safety and effectiveness of healthcare products. We are a global leader in outsourced microbiological and analytical chemistry testing services for the medical device and pharmaceutical industries. In addition to our testing services, our customers often call upon our experts for technical assistance, regulatory consulting and our advisory services. We go to market leveraging our global footprint and an extensive range of services under our Nelson Labs brand.

We have established ourselves as a critical partner for our customers through our delivery of high-quality services, quick testing turnaround times, responsiveness, high-touch support and easy accessibility to our science and service teams. We have an industry-leading brand recognized for the quality and comprehensiveness of our services, both of which can take many years to build. Further, we believe that our testing and advisory services offerings and experience across a broad array of products differentiate us from smaller laboratories, as we are able to provide testing and advisory services across the entire lifecycle of our customers' multitude of products. Our scale combined with our global network enable us to undertake significant and time-sensitive projects for our customers that might typically require them to interface with multiple labs. This allows us to simplify complex issues for our customers and streamline communication and execution. Moreover, the integration across our services and facilities enables us to assist our customers in minimizing their business continuity risk by reducing capacity shortages, turnaround time delays and throughput issues.

Our microbiology and analytical chemistry services include over 900 tests. We also provide for-fee advisory services that position us as thought leaders in the industry and increase the demand for our testing offerings. These can be categorized into three broad categories that address different stages of customers' product lifecycle:

- **Product Development and Validation**. Prior to a new medical product or alteration to an existing product being submitted for regulatory approval, Nelson Labs provides a variety of tests to customers during the research and development stage. These include tests that assist the client in:
  - Product design
  - Material selection
  - Biological safety evaluation
  - Toxicological risk assessment
  - Sterilization modality selection and sterilization validation
  - Cleaning and disinfection validation (for reusable devices)
  - Package barrier properties
  - Distribution simulation
  - Filtration efficiency and physical functionality of PPE (including surgical facemasks, N95 respirators, gowns, drapes and other PPE)

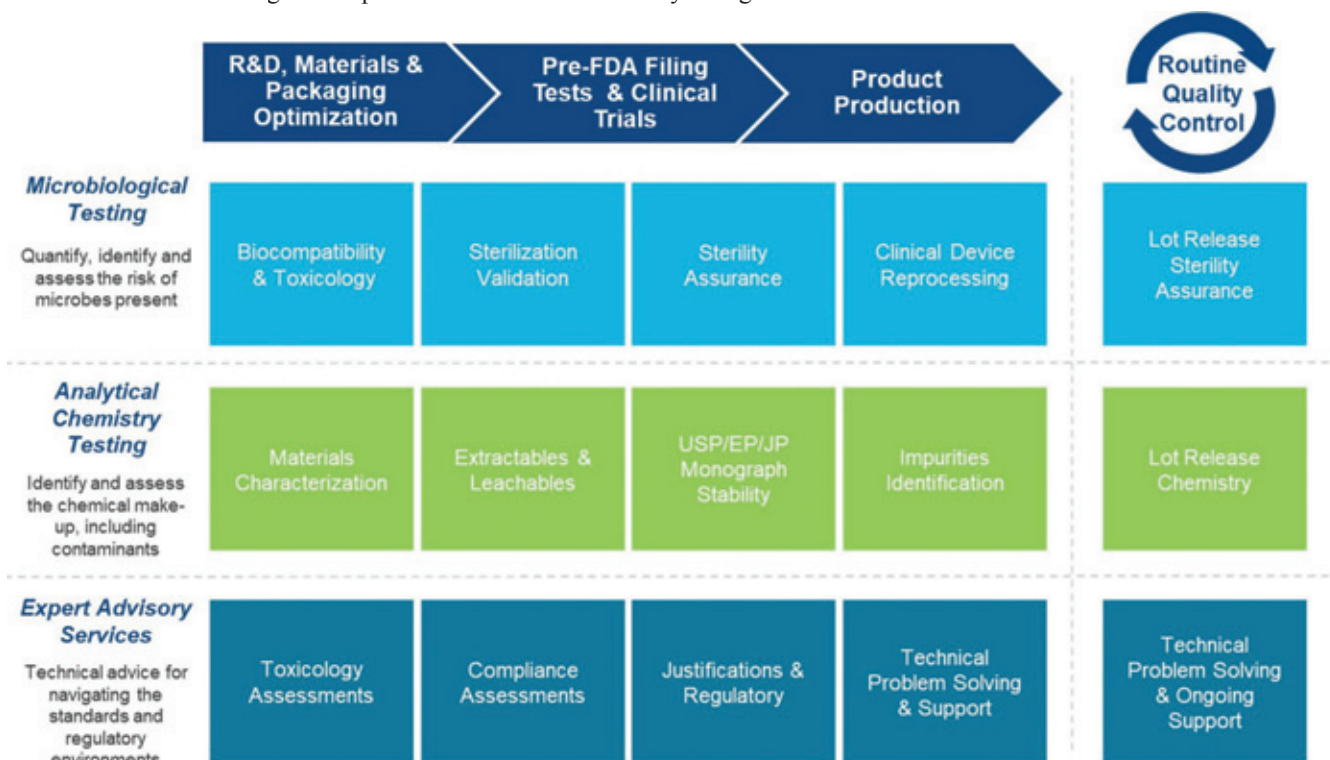
We provide sterilization modality selection and sterilization validation services for a variety of sterilization modalities, including the three major modalities offered by Sterigenics—gamma irradiation, EO processing and E-beam—allowing us to serve our customers in multiple areas.



- **Expert Advisory.** Bringing a medical product or drug to market can be a long and complex process, especially in the context of constantly evolving standards in a changing regulatory environment. Nelson Labs provides expert advisory services to aid customers in navigating the appropriate standards and regulatory environments. These services include:
  - Study design
  - Development and justification of acceptance criteria
  - Onsite facility evaluation and validations
  - Technical troubleshooting and scientific problem solving
  - Regulatory compliance related services, including supporting clients through the regulatory submission process

Our expert advisory services provide additional value and expertise at any stage of the product development life cycle. Nelson Labs offers these services on a standalone basis or as a combined offering with our lab testing services, which creates opportunities for cross-selling with our existing customers for both services. Our expert advisory services are also complemented by our ongoing education offerings conducted through webinars, seminars, tailored onsite education sessions and our website.

- **Routine Sterility and Quality Control Testing.** Once a product has received regulatory approval and is in production, Nelson Labs provides ongoing quality control testing, including production batch verification testing and environmental testing of the client’s production systems and facilities, the requirements for which vary based on applicable standards. Nelson Labs performs bacterial endotoxin testing or quarterly dose audits for devices sterilized using irradiation, and biological indicator testing for devices sterilized with EO. Nelson also provides testing for producers of non-sterile products to ensure they are free of objectionable organisms. Often, Nelson Labs provides this ongoing routine quality control testing (based on production lot sizes) for the products for which it performed initial validation testing. These products are often sterilized by Sterigenics.



The testing process commences when Nelson Labs receives samples and a testing request from the customer. Samples are triaged and assigned to specific lab departments, where laboratory analysts and study directors verify orders and interface with customers directly to clarify, adjust or enhance testing as needed to ensure compliance with regulatory standards. Once the sample has been tested, the order is closed out and results are verified by the study director and a technical reviewer prior to electronic delivery of the final customer report via a secure online customer portal.

We operate in an industry that requires significant regulatory and specialized scientific expertise. At a minimum, providers must maintain the proper certifications and accreditations from key regulatory and accreditation bodies, as well as obtain qualification by each customer as a “qualified supplier,” which is often required at the corporate level and at each of the customer’s operating sites. We employ approximately 600 scientists, technicians and service specialists, creating a substantial

competitive advantage in terms of expertise. Our experts serve in predominant roles on a number of standards writing organizations, including the United States Pharmacopeia, AAMI, American Society of Testing and Materials and ISO. We have established credibility and trust with regulators and standards writing organizations which helps us educate customers about the continually changing testing requirements in a complex and evolving regulatory landscape. Our regulatory and scientific expertise in laboratory testing allows us to serve as a thought leader within the industry and provide high-quality service to our customers. We focus on providing highly differentiated services that our customers can rely upon to ensure compliance of and enhance their products. For example, over the course of 15 years, we have developed a proprietary, world-class compound database with over 8,000 known elements which enables our extractables and leachables testing. This database allows us to provide analytical data that differentiates our capabilities from our competitors’.

We provide microbiological and analytical chemistry laboratory tests across the medical device and pharmaceutical industries. Specifically, our medical device lab testing services include microbiology, biocompatibility and toxicology assessments, material characterization, sterilization validation, sterility assurance, packaging validation and distribution simulation, reprocessing validations, facility and process validation and performance validation and verification of PPE barriers and material. Our pharmaceutical lab testing services include microbiology, biocompatibility and toxicology assessments, extractables and leachables evaluations of pharmaceutical containers, sterilization validation, sterility assurance, packaging validation and distribution simulation and facility and process validation.

Nelson Labs benefits from many of the same underlying growth drivers as our sterilization business, including the global utilization of medical devices and pharmaceutical products and the importance of compliance with continuously evolving global regulatory requirements. In particular, recent global regulatory changes, such as the enactment of the European Union Medical Device Regulation 2017/745 (MDR) and the FDA’s modernization of the premarket notification process under Section 510(k) of the Federal Food, Drug and Cosmetic Act, have increased the requirements for the testing and sterilization of medical devices. The COVID-19 pandemic also increased testing demand due to new FDA Emergency Use Authorizations (EUAs), which define testing criteria necessary for the direct release of masks and respirators to hospitals and clinics without FDA submission. Because we provide product development and validation testing services to clients launching new products or altering existing products, this business benefits from the ongoing technological advances and increasing complexity of medical and pharmaceutical products.

#### *Nelson Labs Customers*

Nelson Labs serves approximately 3,000 customers, including many leading medical device manufacturers and pharmaceutical companies. We have recurring and stable customer relationships and benefit from minimal customer concentration. Our services are an essential component in our customers’ research and development and ongoing quality control processes but represent a small portion of end-product cost, which allows us to maintain long-term customer relationships and provide services that are integral to the supply chains of our global customers. We support customers through solutions-focused relationship managers, dedicated service centers and a team-wide service ethic. Nelson Labs has developed a proprietary customer portal that provides our customers quick and convenient access to important product information and customer service. The portal allows our customers to see their tests, status of the tests, estimated completion date and final reports and includes a live chat system connected to our customer service team.

#### *Nelson Labs Competition*

We primarily compete in the global lab testing services market with a range of providers, from national or international players to other smaller regional or niche laboratories. Our products and services compete on the basis of the quality of services offered, breadth of services, level of expertise in each testing method, delivery time, level of expertise in the applicable regulatory requirements, our reputation with customers and regulators and the cost of services.

#### *Nelson Labs Suppliers*

We purchase our lab testing supplies from a number of vendors mainly in the United States and occasionally throughout the world. In many cases we have redundant sources of supplies that minimize our risk of concentration. In addition, some crucial supplies are placed on reserve at specific vendors for our exclusive use.

#### *Nelson Labs Facilities*

We operate from a five-building campus in Salt Lake City, Utah, with 85 laboratories including metrology, training, media prep labs, five ISO Class V certified clean rooms and customizable lab spaces. We also have facilities in Itasca, Illinois; Leuven,

Belgium; Bozeman, Montana; Pleasant Prairie, Wisconsin; Wiesbaden, Germany, and seven other laboratories embedded in our Sterigenics sterilization facilities in North America, Europe and Asia.

### *Nelson Labs Recent Acquisitions*

On March 8, 2021, we acquired BioScience Laboratories, LLC (“BioScience”) located in Bozeman, Montana. BioScience is a provider of outsourced topical antimicrobial product testing in the pharmaceutical, medical device, and consumer industries. BioScience’s expertise in analytical testing and clinical trial services complements Nelson Labs’ existing strengths in antimicrobial and virology testing.

On November 4, 2021, we acquired Regulatory Compliance Associates Inc. (“RCA”), which is headquartered in Pleasant Prairie, Wisconsin. RCA is an industry leader in providing life sciences consulting focused on quality, regulatory, and technical consulting for the pharmaceutical, medical device and combination device industries. RCA expands and further strengthens the technical consulting and expert advisory services capabilities of Nelson Labs.

### **Intellectual Property**

Our businesses rely on certain proprietary technologies. Most of the proprietary technologies used in our businesses are unpatented. Some of our technologies, including certain processes, methods, algorithms and proprietary databases, are maintained by the business as trade secrets, which we seek to protect through a combination of physical and technological security measures and contractual measures, such as nondisclosure and confidentiality agreements. We also have limited proprietary technologies that are covered by issued patents or patent applications, in particular related to potential new Co-60 supply opportunities for our Nordion business.

The name recognition of our businesses is a valuable asset. Many of our business names are the subject of trademark registrations or applications in the United States or certain other jurisdictions, or part of registered domain names.

### **Human Capital Resources**

One of our values is People. We value a global team that is talented, experienced, diverse, respectful, passionate and collaborative. Our human capital strategy is aligned with our strategy and priorities and focuses on developing and delivering global solutions to attract, develop, engage and retain top talent. On an annual basis, we review our employees to assess performance and leadership potential. We also create succession plans and individual development plans to ensure we have the team needed for the future. As of December 31, 2023, we employed over 3,000 employees worldwide. Certain of our employees, primarily outside the United States, are represented by labor unions or work councils and are negotiating or working under collective bargaining or similar agreements, some of which are subject to periodic renegotiation.

We are committed to providing a safe work environment for our employees and contractors. We have implemented a health and safety program to manage workplace safety hazards and to protect employees. The program encompasses performance, practices and awareness.

We are driven to fulfill our customers’ needs with highest quality and care to enable their success.

### **Governmental Regulation and Environmental Matters**

We are subject to environmental, health and safety laws and regulations in the jurisdictions in which we operate, including laws, regulations and permit requirements with respect to our use of Co-60, EO and E-beam. These requirements limit emissions of, and the exposure of workers to, gamma radiation and EO. Nordion’s Kanata facility is licensed as a Class 1B nuclear facility in Canada, regulated by the Canadian Nuclear Safety Commission (“CNSC”), and is audited across various dimensions of this license on an annual basis. Our Nuclear Substance Processing Facility Operating License, CNSC Export license and CNSC Device servicing licenses for our Kanata facility were renewed in October 2015 for a 10-year period. In addition to the nuclear aspect of our products, many of the products that we process are medical devices directed for human use or products used in the manufacture of medical devices that are directed for human use. Our facilities hold various International Organization for Standardization’s (“ISO”) certifications including ISO 9002, 9001, 13485, 14001, 45001 and 17025. We have device, facility, and specific product registrations with North American (Health Canada and the FDA) and European Drug and Device health regulators. These regulators exert oversight through requirements for a product registration and direct audit of our operations.

Additionally, our operations in the United States and the majority of our facilities outside the United States (to the extent we are processing or testing a product that will end up in the U.S. market) are regulated by the FDA. We are also regulated by other health regulatory authorities in other countries. Specifically, these operations include some of our sterilization and product testing activities that may constitute “manufacturing” activities and are subject to FDA requirements. These requirements include site, contract drug manufacturer and supplier of active pharmaceutical ingredients registration and listing and manufacturing requirements. Regulations issued by the Occupational Safety and Health Administration (“OSHA”), the U.S. Nuclear Regulatory Commission (the “NRC”) and other agencies also require that equipment used at our facilities be designed and operated in a manner that is safe and with proper safety precautions and practices when handling, monitoring and storing EO and Co-60.

While we strive to comply with these regulatory requirements, we may not at all times be in full compliance and, as a result, could be subject to significant civil and criminal fines and penalties. To reduce the risk of noncompliance, we employ engineering and procedural controls and pollution control equipment and undertake internal and external regulatory compliance audits at our facilities. We have a proactive environmental health and safety (“EH&S”) program and a culture of safety and quality across all business units, and employ a Senior Vice President of Environmental, Health and Safety who reports directly to the Chief Executive Officer and has a team of more than 45 employees.

For additional information, please see Item 1A, “Risk Factors”—Risks Related to the Company. We are subject to extensive regulatory requirements and routine regulatory audits in our operations. We must receive permits, licenses and/or regulatory clearance or approval for our operations. Compliance with these regulations is costly, and failure to comply with all laws and regulations or to receive or maintain permits, licenses, clearances or approvals may hurt our revenues, profitability, financial condition or value. We face liability and reputational risks even if we comply with all laws and regulations” and Item 3, “Legal Proceedings.”

### ***EO Regulatory Overview***

In addition to general environmental laws and regulations, EO facilities and the EO sterilization process are subject to specific regulatory requirements under federal laws in the United States and the laws of the countries in which we operate, including European Union regulations. These additional regulations include specific requirements for permissible employee exposure limits, process safety programs, approved EO containers and their transportation, facility security, quality system programs, emission control systems and emission limits and products allowed to be treated with EO. Some state and local governments have additional environmental laws, stricter regulations or other requirements, including permitting programs that set forth operational parameters for EO sterilization facilities. In the United States, OSHA regulations limit worker exposure to EO. The use of EO for the reduction of bioburden on or sterilization of an approved list of products, including medical devices, pharmaceutical products, spices, and cosmetics is regulated by the U.S. Environmental Protection Agency (“US EPA”) under the Clean Air Act (“CAA”) and the Federal Insecticide, Fungicide and Rodenticide Act (“FIFRA”). In addition, FDA regulations dictate the acceptable amount of EO residue on different types of EO-processed products. Most other countries in which we operate have similar EH&S and worker exposure regulations.

Our EO sterilization facilities evacuate EO from the sterilization chambers and aeration rooms. Most countries in which we operate have varying emission control requirements for EO emissions from our facilities. We are investing in additional voluntary controls on EO emissions at our facilities to outperform current and expected future regulatory requirements and further reduce facility emissions. In the United States, our supplier maintains FIFRA registrations for EO as a medical device sterilant for users of EO across the United States. The US EPA is in the process of reviewing EO’s FIFRA re-registration eligibility and will likely require enhancements to the processes and equipment for use of EO as a medical device sterilant. The US EPA has also proposed updated National Emission Standards for Hazardous Air Pollutants (“NESHAP”) air emission regulations for EO commercial sterilization facilities that a consent order requires be finalized by March 2024.

Additional regulatory requirements and obligations exist in certain other states, including requirements for the provision of notices regarding the release of or exposure to EO. Some states are considering changes that would impose new requirements for EO commercial sterilization facilities. For example, in December 2023, regulators in California imposed a number of new requirements with which our EO sterilization facilities will need to comply. Bills have been introduced in the U.S. Congress to further regulate EO sterilization activity.

Each of our EO sterilization facilities utilizes a variety of control technologies (including wet scrubbers, catalytic oxidizers and dry bed scrubbers) to control emissions, and we are investing in additional control features to further reduce emissions. For 2024, we expect capital expenditures of approximately \$40.0 million related to environmental facility enhancements across all facilities within our business, and we anticipate continuing to invest in environmental facility enhancements in the future. We



consistently meet and outperform regulatory emissions control requirements, although we have periodically experienced isolated instances of emissions exceeding applicable standards or other non-compliance, none of which we believe were material. We expect to be able to satisfy any changes to applicable regulatory requirements as they evolve and are committed to doing so, although there can be no assurance that we will always be able to do so.

In addition to government regulation, there are standards, guidelines and requirements established by industry organizations and other non-governmental bodies that may impact our operations, such as the ISO's limit on the permissible levels of residual EO on sterilized medical devices.

### ***Gamma Irradiation Regulatory Overview***

In the United States, Sterigenics is subject to NRC and state regulations that govern operations involving radioactive materials at gamma irradiation plants. These NRC and state regulations specify the requirements for, among other things, maximum radiation doses, system designs, safety features, alarms, employee and area monitoring, testing and reporting. Each of our U.S. gamma plants has a radioactive materials license from the NRC or the state in which it operates. Nordion also has NRC licenses to distribute radioactive material within the United States, which permit Nordion to install and remove Co-60 sources and provide other services to its customers, as well as a license to export radioactive material from the United States to Canada. The NRC periodically updates and issues new security requirements for our U.S. gamma facilities.

Our Nordion segment operates through our subsidiary Nordion (Canada) Inc. in Canada and REVISS Services in the United Kingdom. Through Nordion, we are subject to additional Canadian regulations, including Transport Canada regulations for the Transportation of Dangerous Goods, CNSC regulations for the General Nuclear Safety and Controls, Health Canada requirements for drugs and devices and CNSC and Canadian Department of Foreign Affairs and International Trade requirements for import and export.

Outside North America, the European Union and other national authorities have developed regulations pertinent to the operation of gamma irradiators that are similar to those of the NRC. While some specific requirements are different in the various other nations as compared to the United States, the fundamental concepts are consistent among the countries, since all are signatories to the International Atomic Energy Agency ("IAEA") conventions and have adopted safety standards from the IAEA and recommendations from the International Commission on Radiological Protection ("ICRP").

### ***E-beam and X-ray Irradiation Regulatory Overview***

In the United States, irradiators that use accelerators are regulated by the individual state in which a facility is located. While there is some variability in the content of regulations among states, all are patterned after the general regulations of the NRC. These regulations typically specify the requirements for radiation shielding, system designs, safety features, alarms, employee and area monitoring, testing and reporting. Some E-beam and X-ray facilities require environmental permits too.

Outside of the United States, accelerator regulations are similar among various nations. These regulations are based on the IAEA standards and ICRP recommendations, much like those for gamma irradiators.

### **Available Information**

Our Annual Report, quarterly reports on Form 10-Q, current reports on Form 8-K and amendments to those reports filed or furnished pursuant to Section 13(a) or 15(d) of the Securities Exchange Act of 1934, as amended, are made available free of charge through the Investor Relations page of our internet website at <https://investors.soterahealth.com>, as soon as reasonably practicable after such documents are electronically filed with, or furnished to, the Securities and Exchange Commission ("SEC"). The SEC maintains an Internet site, [www.sec.gov](http://www.sec.gov), that contains reports, proxy and information statements, and other information regarding issuers that file electronically with the SEC.

### **Item 1A. Risk Factors**

We describe below certain risks that could adversely affect our business, prospects, financial condition or results of operations. These risk factors may change from time to time and may be amended, supplemented or superseded by updates to the risk factors contained in our future periodic reports on Form 10-Q and reports on other forms we file with the SEC. All forward-looking statements about our future results of operations or other matters made by us in this Annual Report as well as our consolidated financial statements and notes, and in our subsequently filed reports to the SEC, as well as in our press releases and other public communications, are qualified by the risks described below.

## **Risk Factor Summary**

Our business operations are subject to numerous risks, factors and uncertainties, including those outside of our control, that could cause our actual results to be harmed, including risks regarding the following:

- a disruption in the availability or supply of, or increases in the price of, EO, Co-60 or our other direct materials, services and supplies, including as a result of geopolitical instability and/or sanctions against Russia by the United States, Canada, United Kingdom or European Union;
- fluctuations in foreign currency exchange rates;
- changes in environmental, health and safety regulations or preferences, and general economic, social and business conditions;
- health and safety risks associated with the use, storage, transportation and disposal of potentially hazardous materials such as EO and Co-60;
- the impact and outcome of current and future legal proceedings and liability claims, including litigation related to the use of EO and/or emissions and releases of EO from our facilities in Illinois, Georgia and New Mexico and the possibility that other claims will be made in the future relating to these or other facilities;
- allegations of our failure to properly perform services and potential product liability claims, recalls, penalties and reputational harm;
- compliance with the extensive regulatory requirements to which we are subject, the related costs, and any failures to receive or maintain, or delays in receiving, required clearances or approvals;
- adverse changes in industry trends;
- competition we face;
- market changes, including inflationary trends in input costs such as labor, raw materials and energy, that impact our long-term supply contracts with variable price clauses and increase our cost of revenues;
- business continuity hazards, including supply chain disruptions and other risks associated with our operations;
- the risks of doing business internationally, including global and regional economic and political instability, existing and future sanctions and compliance with numerous and sometimes inconsistent laws and regulations in multiple jurisdictions;
- our ability to increase capacity at existing facilities, build new facilities in a timely and cost-effective manner and renew leases for our facilities;
- our ability to attract and retain qualified employees;
- severe health events or environmental events;
- cyber-security breaches, unauthorized data disclosures, and our dependence on information technology systems;
- an inability to pursue strategic transactions, find suitable acquisition targets, or integrate strategic acquisitions into our business successfully;
- our ability to maintain effective internal controls over financial reporting;
- our reliance on intellectual property to maintain our competitive position and the risk of claims from third parties that we have infringed or misappropriated or are infringing or misappropriating their intellectual property rights;
- our ability to comply with rapidly evolving data privacy and security laws and regulations in various jurisdictions (including California and the European Union) and any ineffective compliance efforts with such laws and regulations;
- our ability to maintain profitability in the future;
- impairment charges on our goodwill and other intangible assets with indefinite lives, as well as other long-lived assets and intangible assets with definite lives;
- the effects of unionization efforts and labor regulations in the United States, Canada and other countries in which we operate;
- adverse changes to our tax positions in U.S. or non-U.S. jurisdictions or the interpretation and application of recent U.S. tax legislation or other changes in U.S. or non-U.S. taxation of our operations;

- our significant leverage and how this significant leverage could adversely affect our ability to raise additional capital, limit our ability to react to challenges confronting our Company or broader changes in our industry or the economy, limit our flexibility in operating our business through restrictions contained in our debt agreements and prevent us from meeting our obligations under our existing and future indebtedness;
- the substantial control that certain investment funds and entities affiliated with Warburg Pincus and GTCR, which we refer to collectively as the “Sponsors,” continue to have over us, which could limit stockholders’ ability to influence the outcome of key transactions, including a change of control; and,
- the fact that we are presently considered a “controlled company” within the meaning of the Nasdaq corporate governance standards and thereby qualify for exemptions from certain corporate governance requirements, which means that, if we were to utilize these exemptions, our stockholders may not have the same protections afforded to stockholders of companies that are subject to such requirements.

## Risks Related to the Company

*We depend on a limited number of counterparties to provide the materials and resources we need to operate our business. Any disruption in the availability of, or increases in the price of, EO, Co-60 or our other direct materials, services and supplies, including as a result of geopolitical instability or sanctions against Russia by the United States, Canada, the United Kingdom and the European Union, may have a material adverse effect on our operating results.*

We purchase certain direct materials, equipment and services necessary for our specialized products and services from a limited number of suppliers and subcontractors, and, in certain cases, we purchase large quantities of product from a sole supplier. If our significant suppliers or service providers were unable to meet their obligations under present arrangements, direct materials or equipment were to become unavailable within the geographic area from which they are now sourced, or supplies were otherwise constrained or disrupted for any reason (including as a result of a natural disaster, the unavailability or short-supply of raw materials or services, changes in regulatory requirements, delays in securing required regulatory approvals, geopolitical instability, sanctions or other adverse occurrences), we may incur increased costs for our direct materials or equipment and may be unable to accommodate new business or meet our current customer commitments. For example, although there is more than one supplier of EO in most of the countries in which we operate, in the United States there is a single supplier for EO for our sterilization business. Further, our reliance on a single or limited number of suppliers may limit our negotiating power, particularly during times of rising direct material costs. Any interruptions that we experience in our supply of EO or Co-60 may disrupt, interrupt or shut down portions of our operations, materially increase our costs or have other adverse effects on our business, prospects, financial condition or results of operations.

We source a substantial portion of our Co-60 supply from three nuclear reactor operators and five reactor sites in Canada and Russia under contracts that extend to between 2025 and 2064. See Item 1, “Business—Our Businesses—Sterilization Services—Nordion—Nuclear Reactor Operators.” If there is a decrease in output from any of these reactors (including as a result of a natural disaster or other adverse occurrence), the counterparties fail to perform under their agreements with us or decline to enter into renewal contracts with us for our future supply needs and we are unable to obtain supply from other sources, or if such sources begin to compete with us in one or more geographies, this could have a material adverse effect on our business. In addition, a number of reactors that have the capacity to generate Co-60 are government owned. Priorities of governments can change. Repurposings in the past of a government-owned reactors have decreased the availability of Co-60 and potential repurposings in the future could decrease the availability of Co-60, which could have a material adverse effect on our business, prospects, financial condition or results of operations.

We estimate approximately 20% of our long-term supply of Co-60 will be generated by Russian nuclear reactors. Further, over the next few years, we expect that there will be periods when, owing to planned or unplanned outages and variability in supply from reactors located in other countries, the proportion of our supply from Russian reactors may increase to as much as approximately 50% in a given year. The United States, Canada, United Kingdom and European Union have imposed and are expected to continue imposing sanctions against Russian industries, Russian officials and certain Russian companies, banks, logistics providers and individuals. Russia has responded and is expected to continue to respond with countermeasures, including prohibiting imports of certain goods from certain other countries and exports of certain goods from Russia to certain other countries.

Expanded sanctions could target additional government- and privately-owned operations in Russia, including nuclear reactor operators, banks and logistics providers, and could prevent us from doing business with them. For example, certain banks through which our suppliers have been paid in the past have been sanctioned and there is no assurance the suppliers will continue to be able to find new, unsanctioned banking relationships in the future. Moreover, although Co-60 has not been sanctioned directly, sanctions on imports of other products and materials from Russia have disrupted the logistics required to

import Co-60 from Russia, requiring us, our logistics providers (including the single ocean carrier that is presently licensed to carry radioactive goods from Russia to North America) and insurers to seek licenses that will come up for renewal in 2024 and 2025. If present or future sanctions against Russia directly or indirectly impede the shipment of Co-60 from Russia to North America, if we or our logistics providers are unable to secure or renew licenses under existing or future sanctions, if we are unable to identify international logistics providers needed for the supply of Co-60 from Russia or if Russia responds with further countersanctions, it may generally become more difficult to do business with Russian entities, which could have a material adverse effect on our business, prospects, financial condition or results of operations.

***Changes in environmental, health and safety regulations or preferences may negatively impact our business.***

Federal, state, local and international authorities regulate operations within our three business units, including the operation of our gamma irradiation and EO processing plants, as well as the operations of our customers. If the regulators that govern our operations or the operations of our customers were to institute severely restrictive policies or regulations that increase our costs or change the preferences or requirements of our customers, demand for our products and services may be materially affected. Additionally, certain regulators, including the FDA, have started initiatives to encourage development of sterilization alternatives to EO processing. For example, the FDA approved vaporized hydrogen peroxide (VHP) as a Category-A sterilization methodology in January 2024. We have taken part in some of these initiatives. We have also made proactive, voluntary investments to enhance the emissions controls and employee protections within our EO facilities. Still, new regulations or changes to existing or expected regulations may require additional investments in new emissions control or employee protection technology or otherwise increase the cost of our gamma irradiation or EO processing. See related Risk Factor “—We are subject to extensive regulatory requirements and routine regulatory audits in our operations. We must receive permits, licenses and/or regulatory clearance or approval for our operations. Compliance with these regulations is costly, and failure to comply with all laws and regulations or to receive or maintain permits, licenses, clearances or approvals may hurt our revenues, profitability, financial condition or value. We face liability and reputational risks even if we comply with all laws and regulations.” Reconfiguring a gamma irradiation or EO processing plant so that it is suitable for a different sterilization technology, in response to changes in demand, regulations or other factors, would require significant capital investment and require us to suspend operations at the affected facility during the conversion. Any of the foregoing could have a material adverse effect on our business, prospects, financial condition or results of operations.

***Safety risks associated with the use, storage and disposal of potentially hazardous materials, such as EO and Co-60, may result in accidents or liabilities that materially affect our results of operations.***

EO is flammable and potentially explosive. Despite our extensive safety measures, a fire or explosion could occur at a sterilization facility where we use EO, which could interrupt our normal operations and result in facility closures, workplace injuries, property damage, or otherwise adversely affect our business.

Because Co-60 is radioactive, its containment and proper shielding is important in preventing contamination or improper exposure. If the double-encapsulated Co-60 pencils were to become damaged or corroded, Co-60 sources could develop a source leak, leading to radioactive contamination requiring comprehensive clean-up of the storage pool. Similarly, physical damage to the protective stainless-steel covering during the process of adding or removing Co-60 rods from an irradiator could also result in a source leak and contamination incident. Clean-up and disposal costs for damaged Co-60 rods and radioactive contamination could be significant. If any liability claims are made against us in the future, we could be liable for damages that are alleged to have resulted from such exposure or contamination.

Potentially hazardous materials must be handled and disposed of properly. Accidents involving disposal or handling of these substances, including accidents resulting from employees failing to follow safety protocols, could result in injury to people, property or the environment, as well as possible disruptions, restrictions or delays in production, and have in the past and could in the future result in claims relating to such events. For example, members of our workforce have been injured in our facilities and we have experienced property damage, production disruptions and temporary facility closures. Any injuries or damage to people, equipment or property or other disruptions in the disposal, production, processing or distribution of products could result in a significant decrease in operating revenue, a significant increase in costs to replace or repair and insure our assets and substantial reputational harm, which could materially adversely affect our business, prospects, financial condition or results of operations, and could have legal consequences that affect our ability to continue to operate the affected facility. Our customers served by an affected facility could choose to switch to an alternative sterilization service provider.

Any incident at or emission from any of our EO, gamma or lab facilities that causes harm to workers or people who live, work, attend school or otherwise spend significant amounts of time near our facilities, or the interruption of normal operations at our facilities, could result in claims against us and, if those claims are successful, substantial liability to us. We are currently the



subject of lawsuits alleging that purported EO emissions from certain of our current and former facilities have resulted in toxicological or health-related impacts on the environment and the communities that surround these facilities. We deny these allegations. We have also from time to time been involved with workers' compensation claims relating to potentially hazardous materials. We may be subject to similar claims in the future, and one or more adverse judgments could result in significant liability for us and have a material adverse effect on our business, financial condition and results of operations. See related Risk Factors “—We are currently defending certain litigation, and we are likely to be subject to additional litigation in the future” and “—Potential health risks associated with the use of EO may subject us to future liability claims and associated adverse effects.”

Nordion contracts for the activation of Co-59 “targets” (cobalt pellets and slugs) into Co-60 in certain nuclear reactors in Canada and Russia. Our Co-59 targets (and in Canada, our adjuster rods provided to us by a supplier) function as part of the reactors' reactivity control systems. While national laws or international conventions generally channel liability for nuclear incidents exclusively to reactor operators, equipment suppliers nevertheless could be subject to lawsuits for damage to the nuclear installation or damages from a nuclear incident that were allegedly intentionally caused. While we make efforts to protect our interests through contractual provisions, quality assurance programs and the nature of our commercial relationships, there is no assurance that any of these measures or liability channeling laws or conventions will always prove effective in shielding us from liability, and any such liability or consequences could have a material adverse impact on our business, results of operation and financial condition.

We currently carry pollution liability insurance for all our facilities and related operations and liability insurance, including from third party bodily injury or property damage allegedly arising from the storage, use, transportation or accident involving Co-60 sources throughout our operations. But this insurance may not cover all risks associated with the potential hazards of our business and is subject to limitations, including deductibles and maximum liabilities covered. We may incur losses beyond the limits, or outside the coverage, of our insurance policies. Additionally, our insurance for future alleged environmental liabilities excludes coverage for EO claims. Our ability to increase pollution liability insurance limits or replace any policies upon their expiration without exclusions for claims related to alleged EO exposure has been adversely impacted by claims against us, including pending claims alleging that purported EO emissions from certain of our facilities have resulted in toxicological or health-related impacts on the environment and the communities that surround these facilities. To the extent any pollution liability is not covered by our insurance or able to be recovered from other parties, our business, financial condition or results of operations could be materially adversely affected.

***Potential health risks associated with the use of EO may subject us to future liability claims and associated adverse effects.***

Potential health risks associated with exposure to EO subject us to the risk of liability claims being made against us by workers, contractors, employees of our customers and individuals who have resided, worked, attended school or otherwise spent time within miles of our EO sterilization facilities. Assessments of the potential health risks of exposure to EO have evolved over time. For example, although EO is present in the environment from a variety of sources and naturally produced by the human body, the US EPA has identified a potential for increased risk of certain cancers from exposure to EO emitted from sterilization facilities. In 2016, the US EPA published its Integrated Risk Information System toxicity assessment of EO (the 2016 “IRIS Assessment”), and, since 2018, the US EPA has published National Air Toxics Assessments (“NATA”), which have been succeeded by Air Toxics Screening Assessments. These assessments have used the 2016 IRIS Assessment and other data to identify EO as a potential cancer concern in several areas across the country, including areas surrounding our former facility in Willowbrook, Illinois and our facilities in Atlanta, Georgia and Santa Teresa, New Mexico. Although we and other organizations disagree with the US EPA's assessments of the carcinogenic potency of EO, Sterigenics' facilities and other EO facilities could continue to be the subject of unfavorable air quality assessments, regulations and other initiatives as risk assessments of EO continue to evolve.

For example, in November 2023, the Agency for Toxic Substances and Disease Registry (ATSDR), a branch of the U.S. Department of Health and Human Services, issued a Preliminary Health Consultation expressing “concern for an increased lifetime risk of cancer associated with long-term exposure for people who breathed the air within one mile of [Sterigenics' EO facility in Willowbrook, Illinois] for years prior [to the closing of the facility in] February 2019.” ATSDR scientists subsequently discussed the Preliminary Health Consultation at a virtual public meeting in late November 2023. Although Sterigenics submitted comments highlighting the flaws in ATSDR's continued reliance on the 2016 IRIS Assessment and other aspects of ATSDR's methodology and clarifying that the Preliminary Health Consultation reached findings on hypothetical cancer risks from low level EO emissions that are contrary to the available scientific evidence, we can give no assurance as to the impact of such EO risk or air quality assessments on our business, prospects, financial condition, litigation and regulatory risks or results of operations. See related Risk Factor “—We are subject to extensive regulatory requirements and routine regulatory audits in our operations. We must receive permits, licenses and/or regulatory clearance or approval for our

operations. Compliance with these regulations is costly, and failure to comply with all laws and regulations or to receive or maintain permits, licenses, clearances or approvals may hurt our revenues, profitability, financial condition or value. We face liability and reputational risks even if we comply with all laws and regulations.”

We are currently subject to lawsuits in Illinois, Georgia and New Mexico alleging personal injury, property devaluation and other claims related to our use of EO at, or emissions and releases of EO from our facilities. Additional personal injury and property devaluation claims have been threatened. We deny these allegations. See related Risk Factor “—We are currently defending certain litigation, and we are likely to be subject to additional litigation in the future,” Item 3, “Legal Proceedings” and Note 20, “Commitments and Contingencies” to our consolidated financial statements. We may be subject to other claims by private plaintiffs and/or state or local governments and/or agencies in the future relating to our current or former facilities. In addition, we have encountered and may continue to encounter resistance, protests or other actions in communities where our existing facilities are located or where we seek to establish or expand facilities based on perceptions within these communities of the risks associated with exposure to EO. Publicity regarding community resistance to EO facilities may also have other adverse impacts, including damage to our reputation and public pressure against our facilities that may affect our ability to conduct our business.

If we are the subject of other lawsuits related to use, emissions and releases of EO, that litigation, regardless of the merits of the claims at issue or the ultimate outcome of the case, could result in a substantial cost to us and could have a material adverse effect on our business, prospects, financial condition or results of operations.

***We are currently defending certain litigation, and we are likely to be subject to additional litigation in the future.***

Our business exposes us to significant potential risk from lawsuits, investigations and other legal proceedings. We are currently pursuing and defending various proceedings and will likely be subject to additional proceedings in the future, including potential litigation regarding the products and services we provide or which we or our predecessors have provided. As detailed in Note 20, “Commitments and Contingencies” to our consolidated financial statements under the heading “Ethylene Oxide Tort Litigation,” we are currently subject to lawsuits in Illinois, Georgia and New Mexico brought by private plaintiffs and, in the case of New Mexico, a government entity, alleging personal injury, property devaluation and other claims related to our use, emissions and releases of EO.

In such litigation, plaintiffs typically seek various remedies, including injunctive relief and compensatory and punitive damages. Settlement demands may seek significant payments and other remedies, or otherwise be on terms that we do not consider reasonable under the circumstances. Settlement negotiations may result in agreements to settle claims on various terms and conditions adverse to the Company, including significant payments to settle claims that we believe are without merit. In some instances, even if we comply with applicable laws and regulations, including those relating to emission standards, an adverse judgment or outcome may occur based on other applicable laws or principles of common law, including negligence and strict liability, and result in significant liability and reputational damage for us. Defense of litigation may result in diversion of management attention from other priorities. We may be subject to future claims in addition to those described above by or on behalf of similar groups of plaintiffs, including potentially our employees or former employees, relating to any of our current or former facilities or activities. In addition, awards against and settlements by us or our competitors or publicity associated with EO-related litigation could incentivize parties to bring additional claims against us.

The financial impact of litigation, particularly class action and mass action lawsuits, is difficult to assess or quantify. The outcomes of jury trials are unpredictable and a judgment entered or settlement reached in one case is not representative of the outcome of other seemingly comparable cases. If we are the subject of future lawsuits, regardless of the merits of the claims at issue or the ultimate outcome of a case, any litigation could be costly to defend, result in an increase of our insurance premiums, and exhaust any available insurance coverage. Claims against us that result in entry of a judgment or that we settle that are not covered or not sufficiently covered by insurance policies, or which fall within retained liability under our policies, could have a material adverse impact on our business, prospects, financial condition or results of operations. Our current environmental liability insurance does not cover claims related to EO. Even where we have coverage under prior or existing policies for claims brought against us, our insurance may not be adequate to cover all potential liabilities and losses arising from those claims, and we have significant self-insured retention amounts, which we would have to pay in full before obtaining any insurance proceeds. Additionally, even where a claim should be covered by insurance, an insurer might refuse coverage. To the extent our insurance coverage is inadequate and we are not successful in identifying additional coverage for such claims, we would have to pay any costs or losses in excess of policy limits, including costs to defend such claims, and the amount of any settlement or judgment. For example, while our historical environmental liability insurance covered litigation related to our use, emissions and releases of EO, like the litigation pending in Illinois, Georgia and New Mexico referenced above, the policy under which we have received coverage had limits of \$10.0 million per occurrence and \$20.0 million in the aggregate. Those per occurrence

and aggregate limits were fully utilized in the defense of the Illinois, Georgia and New Mexico litigation. Any settlement or judgment against us arising out of pending or future claims related to EO would likely exceed any insurance recoveries available to us and could have a material adverse effect on our business, prospects, financial condition or results of operations. See Note 20, “Commitments and Contingencies” to our consolidated financial statements for more detail on our pending litigation.

***We have received an adverse judgment and may in the future receive other adverse judgments in litigation relating to our use, emissions and releases of EO. Despite our belief that these claims are not supported by the science and otherwise without merit, we have entered and may in the future enter into agreements to settle claims relating to our use, emissions and releases of EO. The resolution of these matters by litigation or settlement may have a negative impact on our financial condition and liquidity in the near and long terms.***

As described elsewhere in Note 20, “Commitments and Contingencies” to our consolidated financial statements under the heading “Ethylene Oxide Tort Litigation,” we are subject to tort lawsuits alleging injuries caused by our use of EO and low-level environmental exposure to EO emissions and releases from certain of our sterilization facilities. Trials were conducted in the Circuit Court of Cook County, Illinois in late 2022 in two individual cases related to the Willowbrook, Illinois facility. The first trial resulted in a verdict for the plaintiff and a judgment of \$358.7 million (including \$320 million in punitive damages) against Sterigenics U.S., LLC and Sotera Health LLC (the “Defendant Subsidiaries”). Two months later, the second trial resulted in a verdict for the Defendant Subsidiaries.

In January 2023, the Defendant Subsidiaries entered into binding term sheets that provided an agreed path to pay \$408.0 million to settle over 880 claims related to our former facility in Willowbrook, Illinois, including the claim of the plaintiff in the first trial. The settlement was finalized in June 2023. Two plaintiffs opted out of the settlement and 23 more cases have since been brought relating to the Willowbrook facility.

In October 2023, the Defendant Subsidiaries entered into binding term sheets to pay \$35 million to resolve 79 claims related to the Atlanta, Georgia facility, including a case that was scheduled to begin trial in the State Court of Gwinnett County in late October 2023. The settlement was finalized with 100 percent participation by the 79 eligible claimants in January 2024. Approximately 245 consolidated personal injury claims, 2 unconsolidated personal injury lawsuits and 365 consolidated property devaluation claims related to the Atlanta facility remain pending in the State Court of Cobb County, Georgia.

We also face two lawsuits in New Mexico relating to emissions and releases of EO from our facility in Santa Teresa, New Mexico. New lawsuits relating to our use, emissions and releases of EO could be filed in Illinois, Georgia, New Mexico or other locations where we have facilities, and publicity about judgments or settlement agreements may increase interest in EO litigation and result in new claims being filed.

We continue to believe that the EO-related claims are without merit and intend to vigorously defend the remaining EO cases and any future EO cases. We do not believe the damages award in the first trial in Illinois is predictive of potential future damage awards in the other EO tort cases, or that the settlement amounts reflected in the Willowbrook or Atlanta settlements described above are predictive of potential future settlements, but there can be no assurance that any cases proceeding to trial will not result in significant judgments adverse to the Defendant Subsidiaries and future settlements of EO cases are reasonably possible. In the event the Defendant Subsidiaries receive one or more additional adverse judgments in any EO tort case(s), the Defendant Subsidiaries may be required to post security of a significant amount to stay those judgments through the appeals process, which would create uncertainty about whether and how the Defendant Subsidiaries could post such collateral without support from Sotera Health Company or other corporate affiliates and whether Sotera Health Company could and would provide parent credit support to stay enforcement of any future judgments.

Actions required to secure appellate bonds may create a substantial strain on the Defendant Subsidiaries’ and our liquidity and financial condition. There is no assurance that the Defendant Subsidiaries or we will meet the requirements to provide an appellate bond(s) for appeals of any future adverse judgments. If the Defendant Subsidiaries are unable to meet those requirements and are not able to secure an appellate bond when and in the form and amount required by the courts for the appeal to proceed, the judgment(s) will become enforceable and may exceed the Defendant Subsidiaries’ ability to pay in cash. If the Defendant Subsidiaries are unable to pay in cash, the Defendant Subsidiaries or we may be required to seek financing, sell assets or take other measures to address the judgments. There can be no assurance that the Defendant Subsidiaries or we will be able to secure such financing, and any sales of assets or other such actions taken to attempt to satisfy judgments may significantly limit our liquidity, harm our financial condition and increase our leverage.

Enforceable judgments in excess of \$100.0 million that are not stayed or remain undischarged for a period of sixty consecutive days would constitute an event of default under our senior secured credit facilities. Thus, if the Defendant Subsidiaries are unable to meet collateral requirements to post an appellate bond to stay the enforceability of a judgment, absent judicial relief, we may be required to negotiate with our current lenders to avert a default under our senior secured credit facilities and the success of such negotiations cannot be assured.

***Allegations of our failure to properly perform our services may expose us to potential product liability claims, recalls, penalties and reputational harm or could otherwise cause a material adverse effect on our business.***

We face the risk of financial exposure to product and other liability claims alleging that our failure to adequately perform our services resulted in adverse effects, including product recalls or seizures, adverse publicity and safety alerts. In our Sterigenics business, for example, while our customers are generally responsible for determining the cycle parameters (the levels of temperature, humidity and EO concentration to which products are exposed during the sterilization process and the duration of such exposure) or dosage specifications (the amount of gamma or E-beam irradiation to which products are exposed) for their products, we are required to certify that such cycle or dosage parameters were achieved. If we fail to process a customer's product in accordance with the cycle parameters, dosage specifications or testing requirements prescribed by the customer, our standard contract requires us to inform our customer of the nonconformance, to reprocess or retest the product if that is a feasible alternative and to reimburse the customer (subject to a maximum) for the cost of any products that are damaged as a result of the nonconformance. We could be held liable for personal injury, contractual or other damages that are alleged to result from improper or incorrect processing, cycle parameters or dosage specifications, testing or product damage. Even where processing occurred within cycle parameters, we have faced and may face future claims resulting from processing. In our Nelson Labs business, if we fail to perform our services in accordance with regulatory requirements for medical products, regulatory authorities may take action against us or our customers. Regulatory authorities may disqualify certain analyses from consideration in connection with marketing authorizations, which could result in our customers not being able to rely on our services in connection with their submissions, may subject our customers to additional studies or testing and delays in the development or authorization process, and may lead our customers to take actions such as terminating their contracts with us. We could also face claims that we performed erroneous or out-of-specification testing or data integrity complaints, any of which could require retesting and result in claims of economic or other loss or personal injury.

In our Nelson Labs business, through the acquisition of BioScience in March 2021, we periodically engage in clinical trials or studies and are subject to additional regulatory requirements, including those relating to human subject protection, good clinical practices and data privacy. Any actual or perceived failure to meet such requirements may result in regulatory authorities taking action against us or our customers, and we may face claims, or be held liable or otherwise subject to unfavorable scrutiny, for harm allegedly caused to human subjects.

We derive limited revenue from government customers. Our government contracts may contain additional requirements that may increase our costs of doing business, subject us to additional government scrutiny and expose us to liability for failure to comply with additional government requirements. In our Nordion business, our processing and sale of medical-grade Co-60 used for radiation therapy involves an inherent risk of exposure to product liability claims, product recalls and product seizures. In addition, our installation of irradiators for our customers could expose us to design defect product liability claims, whether or not such claims are valid. A product liability judgment against us could also result in substantial and unexpected costs, affect customer confidence in our products, damage our reputation and divert management's attention from other responsibilities.

Although we maintain product and professional liability insurance coverage in amounts we believe are customary for a company of our size, there can be no assurance that this level of coverage is adequate or that we will be able to continue to maintain our existing insurance or obtain comparable insurance at a reasonable cost, if at all. In addition, insurance coverage is subject to exclusions, which change from time to time based on industry developments. Our current product and professional liability insurance does not cover matters related to EO emissions, for example. A product recall or seizure or a partially or completely uninsured judgment against us could have a material adverse effect on our business, prospects, financial condition or results of operations.

***We are subject to extensive regulatory requirements and routine regulatory audits in our operations. We must receive permits, licenses and/or regulatory clearance or approval for our operations. Compliance with these regulations is costly, and failure to comply with all laws and regulations or to receive or maintain permits, licenses, clearances or approvals may hurt our revenues, profitability, financial condition or value. We face liability and reputational risks even if we comply with all laws and regulations.***



Our industry is characterized by evolving regulations, and our operations are subject to extensive regulation in the United States and other countries where we do business. We are regulated by national and local agencies with jurisdiction over a number of areas directly or indirectly related to our businesses, including environmental, nuclear safety, homeland or national security, worker safety and health, food, drug and device manufacturing, fire protection, research, and marketing, transportation, drug enforcement (governing the handling of controlled substances), protection against infectious diseases and pathogens and agriculture, fish and wildlife. These laws and regulations regulate our use of potentially hazardous materials, such as EO, Co-60 and E-beam, and can require us to carefully manage, control emissions of and/or limit human exposure to, these materials. For example, OSHA regulations and similar laws in other jurisdictions limit worker exposure to EO. In addition, FDA and comparable foreign regulations dictate the acceptable amount of EO residue on different types of sterilized products. In most jurisdictions, we are required to maintain and operate pollution control equipment to minimize emissions and releases of EO. Regulations issued by OSHA, the NRC and other agencies also require that equipment used at our facilities be designed and operated in a manner that is safe.

In the United States, the use of EO for medical device sterilization is regulated by the US EPA under the CAA and FIFRA. Our supplier maintains a FIFRA registration for the EO they sell in the United States that is used to sterilize or reduce the viable microorganisms on a listed group of products, including medical devices, pharmaceutical products, cosmetics and spice products. The US EPA is in the process of reviewing EO's FIFRA re-registration eligibility in accordance with the provisions of FIFRA. In November 2020, the US EPA released a draft risk assessment for public comment regarding the re-registration review, stating that additional mitigation measures are necessary to protect the health of workers at facilities that use EO and surrounding communities. In April 2023, the US EPA proposed stricter EO regulations based on the 2016 IRIS Assessment through a proposed interim decision ("PID") under FIFRA that sets forth measures designed to mitigate EO exposure for workers exposed to EO in occupational settings. The PID includes a number of proposed requirements that are inconsistent with existing industry practices and proposed implementation timelines that would be difficult for existing facilities to meet. The next step in the FIFRA re-registration process will be for the US EPA to issue an interim decision ("ID"), which is expected by the third quarter of 2024. We expect the ID to require significant enhancements to the processes and equipment used for the listed applications and the conditions ultimately required for continued use of EO may impose on us significant additional costs. Any future failure of the US EPA to allow the FIFRA re-registration of EO would have a material adverse effect on our business, prospects, financial condition or results of operations.

In April 2023, the US EPA also proposed updated NESHAP regulations based on the 2016 IRIS Assessment that would govern EO sterilization facilities like ours and require these facilities to implement additional air pollution technologies, practices and procedures designed to further reduce EO emissions from EO facilities. Like those reflected in the PID, the proposed updates to NESHAP contain a number of requirements that are inconsistent with existing industry practices and an implementation timeline that may be difficult for existing facilities to meet. The public comment period for the NESHAP and PID proposals closed in June 2023, and the US EPA is required by a consent order to adopt final NESHAP requirements by March 2024.

Although we have been implementing enhancements at our EO sterilization facilities that we expect will facilitate our ability to meet many of the US EPA's proposed NESHAP and PID requirements, certain aspects are untested or not widely adopted at existing EO sterilization facilities. Compliance with the proposals in the form proposed by the US EPA in April 2023 would require additional facility modifications as well as additional capital and operational costs. Some requirements (if adopted as proposed) could be unachievable at our EO facilities and existing EO facilities throughout the industry, particularly within the 18-month implementation period contemplated by the US EPA's April 2023 proposals for existing facilities to come into compliance with many of the proposed requirements.

The US EPA has engaged in additional regulatory activities relating to EO emissions that could trigger additional community concerns and litigation regarding EO that could cause us to incur material defense costs, could result in diversion of management resources, and potentially could cause us to incur material liability or settlement costs or have other adverse effects on our business, financial condition, or operations. For example, in 2021 the US EPA Office of the Inspector General published multiple reports critical of the US EPA's communications about risks related to EO facilities, including Sterigenics former and current facilities in Willowbrook and elsewhere, and suggesting that the US EPA should conduct a new residual risk and technology review for EO emitting industrial source categories. In addition, in December 2021, the US EPA expanded the scope of reporting requirements to require most EO sterilization facilities in the U.S., including Sterigenics facilities, to report their EO emissions to a US EPA database starting in 2022. Since 2022, the US EPA has been conducting outreach sessions in communities located near commercial EO sterilization facilities. Such community outreach sessions have in the past, and may in the future, create community concerns and increase the risk of litigation near commercial EO sterilization facilities, including ours, notwithstanding facility compliance with applicable rules and control of emissions beyond the requirements of applicable rules.

State and local authorities, including California and the South Coast Air Quality Management District (“SCAQMD”) in Southern California, are also conducting community outreach sessions relating to EO commercial sterilization facilities. SCAQMD adopted new regulations in December 2023 and is expected in 2024 to publish new health risk assessments and conduct community meetings about risks related to EO emissions from Sterigenics facilities in Los Angeles and Ontario, California. The European Union has also been reviewing current regulations for the use of EO in EO sterilization facilities and in 2023, decided that EO as a sterilizing agent for medical devices will fall under the scope of the European Union Medical Devices Regulation, which may impose new and different regulatory requirements for the use of EO in the European Union. We expect to incur capital costs for enhancements to our equipment and to implement process automation and emission control enhancements to comply with these and other evolving requirements. If future regulations differ from our current expectations, they may require additional modifications and capital costs beyond what we have budgeted for, which could be material. New standards for commercial EO sterilization, such as new US EPA standards based on the 2016 IRIS Assessment, could also make it more difficult and expensive to raise capital for future investments in EO sterilization facilities.

In the United States, our gamma irradiation facilities are heavily regulated, including by the NRC and state regulations. These laws and regulations specify the requirements for, among other things, maximum radiation doses, system designs, safety features and alarms and employee monitoring, testing and reporting. While some specific requirements are different in the various jurisdictions other than the United States, the fundamental concepts are consistent inasmuch as all are signatories to the IAEA conventions and have adopted safety standards from the IAEA and recommendations from the ICRP. The design, construction and operation of sterilization and lab testing facilities are highly regulated and require government licenses, including environmental approvals and permits, and may be subject to the imposition of related conditions that vary by jurisdiction. In some cases, these approvals and permits entail periodic review. We cannot predict whether all licenses required for a new facility will be granted or whether the conditions associated with such licenses will be achievable. Changes in these laws and regulations have the potential to increase our costs.

Additionally, our operations in the United States and the majority of our facilities outside the United States (to the extent we are processing a product in that facility that will end up in the U.S. market) are regulated by the FDA. We are also regulated by other health regulatory authorities in other countries. Specifically, these operations include some of our sterilization and product testing activities that may constitute “manufacturing” activities and are subject to FDA requirements. From time to time, the FDA issues Form 483 findings related to our operations and may issue warning letters or take other administrative or enforcement actions for noncompliance with FDA laws and regulations. The issues raised by such warning letters and related administrative actions require significant resources and time to correct. Failure to comply with regulatory requirements could have a material adverse effect on our business.

To the extent Nordion in the future ceases to operate its facility in Kanata, Canada, Nordion will be responsible for the radiological decommissioning of such facility, including in respect of the portion leased by BWX Technologies, Inc. in connection with its 2018 acquisition of the Medical Isotopes business to the extent any contamination precedes such transaction. In addition, if Sterigenics in the future ceases to operate any of its irradiation facilities, it will be responsible for decommissioning costs in respect of such facilities. We currently provide financial assurance for approximately \$48.2 million of such decommissioning liabilities in the aggregate in the form of letters of credit, surety bonds or other surety. Such potential decommissioning liabilities may be greater than currently estimated if additional irradiation facilities are licensed, unexpected radioactive contamination of those facilities occur, regulatory requirements change, waste volume increases, or decommissioning cost factors such as waste disposal costs increase.

See Item 1, “Business—Governmental Regulation and Environmental Matters” for more information on the regulatory requirements of our businesses. Compliance with these regulations, as well as our own voluntary programs that relate to maintaining the safety of our employees and facilities as well as the environment, and the safety and competitiveness of our equipment, systems and facilities, may be difficult, burdensome or expensive. Any changes in these regulations, the interpretation of such regulations or our customers’ perception of such changes will require us to make adaptations that may subject us to additional costs, and ultimate costs and the timing of such costs may be difficult to accurately predict and could be material. Regulatory agencies may refuse to grant approval or clearance or may require the provision of additional data, and regulatory processes may be time consuming and costly, and their outcome may be uncertain in certain of the countries in which we operate. Failure to secure renewal of permits or tightening of restrictions within our existing permits could have a material adverse effect on our business or cause us to incur material expenses. Regulatory agencies may also change policies, adopt additional regulations or revise existing regulations, each of which could impact our ability to provide our services or increase our costs. Additionally, local regulatory authorities may change the way in which they interpret and apply local regulations in response to negative public pressure about our facilities. For example, officials stopped operations at one of our facilities purportedly to review our fire and building code status and certificate of occupancy and we were required to initiate and prevail in litigation to establish that we were entitled to continue to operate our facility.

Our failure to comply with the regulatory requirements of these agencies and officials may subject us to administratively or judicially imposed sanctions. These sanctions include, among others, warning letters, notices of violation, fines, civil penalties, criminal penalties, injunctions, debarment, product seizure or detention and total or partial suspension of operations, sale and/or promotion. While we strive to comply with these regulatory requirements, we have not always been and may not always be in compliance and, as a result, can be subject to significant civil and criminal fines and penalties, including the shutdown of our operations or the suspension of our licenses, permits or registrations. See Item 3, Legal Proceedings and Note 20, “Commitments and Contingencies” to our consolidated financial statements and related Risk Factor “—Potential health risks associated with the use of EO may subject us to future liability claims and associated adverse effects.” The failure to receive or maintain, or delays in the receipt of, relevant U.S. or international regulatory qualifications could have a material adverse effect on our business, prospects, financial condition or results of operations.

***Safety risks associated with the transportation of potentially hazardous materials, such as EO and Co-60, may result in accidents or liabilities that materially affect our results of operations.***

Our products, supplies and by-products are transported through a combination of ground, sea and air transport. Co-60 and EO are radioactive and potentially combustible, respectively, and must be handled carefully and in accordance with applicable laws and regulations. An incident in the transportation of our raw materials, products and by-products or our failure to comply with laws and regulations applicable to the transfer of such products could lead to injuries or significant property damage, regulatory repercussions or make it difficult to fulfill our obligations to our customers, any of which could have a material adverse effect on our business, prospects, financial condition or results of operations.

Our EO and Co-60 raw materials are potentially hazardous and we are therefore subject to stringent requirements to secure these materials from theft or other unauthorized uses. If our failure to adequately secure these materials leads to their being stolen or materially damaged, our licenses to operate could be suspended, resulting in a material adverse effect to our business, prospects, financial condition or results of operations. Any such incident could also have legal consequences, such as fines and penalties for violations of regulatory requirements and/or lawsuits for personal injuries, property damage or diminution or other claims that could result in substantial liability to us. Additionally, loss of control of Co-60 sources by a customer could result in contamination and significant public health consequences.

***Industry trends could impact the demand for our products and services and could have a material adverse effect on our business.***

Industry trends that affect medical device, pharmaceutical or biotechnology companies could affect our business. The medical device industry is characterized by frequent product development and technological advances, which may reduce demand for our sterilizing and testing services if our existing services no longer meet our customers’ requirements. Any significant decrease in life science research and development expenditures by medical device, pharmaceutical and biotechnology companies, including as a result of a general economic slowdown, could in turn impact the volumes of medical products that require sterilization or lab testing services. Future demand for Co-60 or our sterilization services could also be adversely impacted by changes to preferred sterilization modalities. For example, while X-ray has yet to be widely adopted as a method of sterilization, x-ray could be adopted as an alternative to Co-60 gamma irradiation in the future because of potential concerns about the cost or availability of Co-60 or the perceived benefits of X-Ray. In addition, government agencies may encourage the development of X-ray to mitigate potential risks to the supply of Co-60 or to try to reduce access to radioactive material in particular areas, which could have an adverse impact on our business.

Our ability to adapt our business to meet evolving customer needs depends upon the development and successful commercialization of new services, new or improved technologies and additional applications of our technology for our customers’ new products. We can give no assurance that any such new services will be successful or that they will be accepted in the marketplace. Any failure to develop or commercialize new services and technologies and any decrease in demand for our products or services could have a material adverse effect on our business, prospects, financial condition or results of operations.

If changes in healthcare regulations or other developments in the healthcare industry, including concerns around single-use medical devices or the impact of the COVID-19 pandemic, were to lead to a material reduction in medical procedures or use of medical devices, demand for our services could be adversely affected. For example, during the pandemic, there was an increase in deferred elective procedures, which negatively impacts demand for some of our products and services as a result of a decrease in the need for sterilized single-use medical devices used in these procedures. For more information, see Risk Factor “— Severe health events or environmental events, including impacts from climate change, and natural disasters, could have adverse effects on our business, financial condition and results of operations, which could be material.” Demand for our products and services may also be affected by changes from time to time in the laws and regulations that govern our operations and industry, including the Patient Protection and Affordable Care Act, as amended by the Health Care and Education

Reconciliation Act, which in turn may impact industry trends. New regulatory requirements could lead to changes in the medical device industry and the behavior of our customers that are difficult to predict but could have a material adverse effect on our business, prospects, financial condition or results of operations. Further, if any significant disposal restrictions or requirements are imposed that materially increase the cost or administrative burden of the disposal process for single-use medical devices, hospitals and other end-users of such devices might decrease their use of such devices in favor of reusable medical products, which would decrease the demand for our services, which could in turn have a material adverse effect on our business, prospects, financial condition or results of operations.

***Our business is highly competitive, and if we fail to compete successfully, our business, prospects, financial condition or results of operations may be adversely affected.***

We face competition from other providers of outsourced sterilization and lab services. In addition, some manufacturers have developed or are developing in-house sterilization and lab testing and related capabilities, and further consolidation within our industry and within our customers' industries could impact our ability to compete. Further, our competitors and potential competitors are attempting to develop alternate technologies, in particular improved x-ray sterilization technologies, which would not rely on the availability of Co-60. If our competitors or manufacturers significantly expand their sterilization or lab testing capacities, including as a result of these alternative technologies, this could lead to price fluctuations and competitive pricing pressure, diminish our profitability or result in changes in our customer relationships across our business segments. We generally compete on the basis of quality, reputation, the cost of sterilization services, the cost of transportation to and from the sterilization facility and processing turnaround time. If our services, supply, support, distribution or cost structure do not enable us to compete successfully, including against alternative technologies, or we are unable to successfully develop and adopt alternative technologies ourselves, our business, prospects, financial condition or results of operations could be materially adversely affected. The expansion of alternative sterilization technologies may require us to build new facilities, which can be time-consuming and costly.

If Co-60 source suppliers in other countries, including China, India, Argentina or Russia, significantly increase their involvement in the global Co-60 sources market, this could have a material adverse effect over the long-term on our business, prospects, financial condition or results of operations. Several customers of our Nordion business are themselves providers of sterilization services and therefore are competitors of our Sterigenics business. If these customers were to shift to a different supplier of Co-60 because they prefer to use a supplier not affiliated with us or for any other reason, this could materially adversely affect our business, prospects, financial condition or results of operations. Further, if a Nordion customer were to lose market share to a competitor using an alternative sterilization provider, we would similarly lose sales volumes, which may have a material adverse effect on our business, prospects, financial condition or results of operations.

Additionally, Nelson Labs faces a wide variety of competitors, including small, specialized niche players, large, broad multinational corporations and internal laboratories that can perform the services that we provide. Shifts in the market that diminish our customers' preference for outsourcing their testing and large, well-funded competitors entering more directly into the specialized lab services that we provide may adversely affect our business.

***The price of our input costs, including labor, raw materials and energy, are subject to inflation and other market risks and our ability to pass through increases in our input costs is highly dependent on market conditions.***

Our aggregate direct input costs, including labor, raw materials and energy, represent a significant portion of our cost of revenues. We have experienced and may continue to experience, volatility and increases in the price of certain of these costs as a result of global market and supply chain disruptions and the broader inflationary environment. Additionally, the cost of energy for some of our facilities is regulated, and we are required to work with the local utility provider, which prevents us from contracting for a lower rate or seeking an alternate supplier. Although we have attempted, and will continue to attempt, to match increases in the prices of direct materials or energy with corresponding increases in prices for our products and services, our ability to pass through increases in our input costs is highly dependent upon market conditions and we may not be able to immediately raise our prices, if at all. Most of our customer contracts for sterilization services allow us to pass through our direct material costs, but we may not be able to immediately or completely implement increases in the prices of our products and services. Specifically, there is a risk that raising prices charged to our customers could result in a loss of sales volume. Reactions or anticipated reactions by our customers and competitors to our price increases could cause us to reevaluate and possibly reverse or reduce such price increases. We also may not be able to accurately predict the volume impact of price increases, especially if our competitors are able to more successfully adjust to such input cost volatility. Material increases in the price of labor, raw materials, or energy could have a material adverse effect on our business, prospects, financial condition or results of operations, particularly if we are unable to increase the prices to our customers of our products or services to offset



inflationary cost trends or if we are unable to achieve cost savings to offset such cost increases, our profits and operating results could be adversely affected.

***Our operations are subject to a variety of business continuity hazards and risks, including supply chain disruptions due to geopolitical uncertainty, and our reliance on the use and sale of products and services from single locations, any of which could interrupt production or operations or otherwise adversely affect our performance, results or value.***

Our operations and our supplier and customers' operations are subject to business continuity hazards and risks that include explosions, fires, earthquakes, inclement weather and other natural disasters; utility, equipment or other mechanical failures; unscheduled downtime; labor difficulties; disruption of communications; security breaches or other workplace violence events; changes in regulations, including sanctions, export and import controls and other trade restrictions; changes in the use of government-owned reactors, including repurposing nuclear facilities; other governmental action; and pandemics or other public health crises.

It can be costly to ship products long distances for the purpose of sterilization; therefore, our ability to offer a full range of sterilization services close to our customers' manufacturing and distribution centers worldwide is critical for our business. An adverse occurrence at one of our facilities or the facilities of a supplier or customer could damage our business. While other facilities in our network may have the capacity to service our customers that had been served by an affected facility, we may not be able to transfer all interrupted services. The stringent regulations and requirements to which we are subject regarding the manufacture of our products and provision of services and the complexities involved with processing Co-60 may prevent or delay us from establishing additional or replacement sources for our production facilities. Any event, including those listed above, that results in a prolonged business disruption or shutdown to one or more of our facilities, or the facilities of a supplier or customer, could create conditions that prevent, or significantly and adversely affect, our receiving, processing, manufacturing or shipping products at existing levels, or at all. Such events could adversely affect our sales, increase our expenses, create potential liabilities and/or damage our reputation, any of which could have a material adverse effect on our business, prospects, financial condition or results of operations.

Supply chain disruptions, such as the ones related to geopolitical uncertainty and conflicts, severe health events or a natural disaster, may impair or delay our ability to obtain sufficient quantities of certain materials through our ordinary supply channels and cause us to incur higher costs by procuring raw materials from other sources in order to compensate for such delays or lack of availability. Supply chain disruptions such as these may impair or delay our customers' ability to provide us work or products for processing or affect the availability, quality and pricing of materials used in the operation of our business or our customers' businesses. If we are not able to successfully mitigate such supply chain related risks, we could experience disruptions in production or increased costs, which may result in decrease in our gross margin or reduced sales, and have a material adverse effect on our business, results of operations and financial condition.

Governmental action may disrupt the operations of our facilities that process potentially hazardous materials. For example, in June 2021, in a lawsuit related to Sterigenics' facility in Santa Teresa, New Mexico, the court granted a motion by New Mexico's Attorney General for a preliminary injunction prohibiting Sterigenics from allowing any uncontrolled emission or release of EO from that facility. In December 2021, the court further established protocols to monitor Sterigenics' compliance with the preliminary injunction. Although operations at the Santa Teresa facility comply with these orders, operations at the facility may be negatively impacted if Sterigenics is unable to continue to comply. Similar actions in the future by local, state or federal officials might disrupt or shut down operations or otherwise adversely impact the production or profitability of our facilities or its operations as a whole.

We obtain Co-60 from a limited number of suppliers. If any of the facilities or reactors from which we obtain Co-60 were to be seriously damaged or have their production materially decrease due to a natural disaster or other adverse occurrence, or if we become unable to transact with one of our suppliers of Co-60 due to expanded sanctions, our access to Co-60 would be materially affected and we may be unable to meet all the needs of our customers. See related Risk Factor "—We depend on a limited number of counterparties to provide the materials and resources we need to operate our business. Any disruption in the availability of, or increases in the price of, EO, Co-60 or our other direct materials, services and supplies, including as a result of geopolitical instability and sanctions against Russia by the United States, Canada, United Kingdom and European Union, may have a material adverse effect on our operating results."

While we maintain insurance policies covering, among other things, physical damage, premises liability, business interruptions and liability resulting from our services in amounts that we believe are customary for our industries, our insurance coverage may be inadequate or unavailable and we could incur uninsured losses and liabilities arising from such events.

***We may be adversely affected by global and regional economic and political instability.***

We may be adversely affected by global and regional economic and political conditions. The uncertainty or deterioration of the global economic and political environment could adversely affect us. Russia's invasion of Ukraine has significantly elevated global geopolitical tensions and continues to cause instability and volatility in global markets. The United States, Canada, the United Kingdom and European Union have implemented broad sanctions targeting Russia, which have the potential to disrupt our supply of Co-60 from Russia. The conflict between Israel and Hamas and its potential ramifications for the Middle East have caused and may continue to cause instability and volatility in global markets and adversely impact global supply chains, including potentially disrupting shipping channels. Any such disruptions could have a material adverse effect on our business, prospects, financial condition or results of operations. See related Risk Factor "—We depend on a limited number of counterparties to provide the materials and resources we need to operate our business. Any disruption in the availability of, or increases in the price of, EO, Co-60 or our other direct materials, services and supplies, including as a result of current geopolitical instability against Russia by the United States, Canada, United Kingdom, and European Union, may have a material adverse effect on our operating results."

The potential worsening of macro-economic conditions, including slower growth or recession, the inflationary environment, tighter credit, higher interest rates and currency fluctuations, may cause customers to modify, delay or cancel plans to purchase our products and services and suppliers may significantly and rapidly increase their prices or reduce their output because of cash flow problems. Any inability of current or potential customers to purchase or pay for our products because of such declining economic conditions or changes in spending patterns at medical device, pharmaceutical and biotechnology companies may have a negative impact on our business, prospects, financial condition or results of operations. Overall demand for our products could be reduced as a result of a global economic recession or political unrest, especially in such areas as the medical device, pharmaceutical, food safety and other end markets that we serve.

***If we are unable to increase capacity at existing facilities and build new facilities in a timely and cost-effective manner, we may not achieve our expected revenue growth or profitability or such revenue growth and profitability, if any, could be delayed.***

Our growth strategy depends on expanding capacity in Europe, the Americas and Asia, which includes building new facilities and maintaining and expanding existing facilities. The construction or expansion of modern and safe sterilization facilities requires significant expenditures. Delay in the review and licensing process for a new facility could impair or delay our ability to develop that facility or increase the cost so substantially that the facility becomes unattractive to us. Any failure to procure and maintain the necessary licenses and equipment would adversely affect ongoing development, construction and continuing operation of our facilities. Additionally, even when we maintain the necessary licenses and equipment and comply with applicable regulations, we still may be unable to maintain or expand our operations at existing facilities, or otherwise execute on our growth strategy, because of negative publicity or community resistance. Suspensions and closures of our facilities have impacted and may continue to impact our results of operations, and the effects could be material. New facilities may not meet our return expectations due to schedule delays, diversion of management's attention, cost overruns or revenue shortfalls, or they may not generate the capacity that we anticipate or result in the receipt of revenue in the originally anticipated time period or at all. We may not maintain revenue growth or profitability, or such growth, if any, could be delayed if we are not successful in continuing to expand capacity. Additionally, if future demand trends warrant capacity in geographic areas that we have not targeted for new growth, we may be unable to capitalize on opportunities in a timely manner.

***We depend upon our ability to attract and retain highly skilled employees. If we fail to attract and retain the talent required for our business, our operations could be adversely affected and our business could be materially harmed.***

We depend to a significant degree on our ability to hire and retain highly qualified personnel with expertise in our industries. The market for qualified employees in the industries in which we operate is competitive and our ability to operate, compete and grow our business depends on our ability to hire and retain qualified personnel in all areas of our organization. If our recruiting efforts are less successful, or if we cannot retain our key personnel, performance of our operations may suffer and we may be delayed or prevented from achieving our business objectives. If we are unable to attract and retain highly skilled employees, our inability to do so could have a material adverse effect on our business, prospects, financial condition or results of operations.

***We occupy many of our facilities under long-term leases, and we may be unable to renew our leases at the end of their terms.***

Many of our facilities are located on leased premises. These leases vary in length up through 2042, most with options to renew for specified periods of time. We expect to renew or buy out such leases, including all sterilization facility leases expiring in the

next five years, as they come due. At the end of the lease term and any renewal period for a facility, we may be unable to renew the lease without substantial additional cost, if at all. For example, in September 2019, we were unable to reach an agreement to renew the lease on our EO processing facility in Willowbrook, Illinois following community pressure resulting from negative publicity surrounding the facility. If we are unable to renew our facility leases, we may be required to relocate or close a facility. Relocating a facility involves significant expense in connection with the movement and installation of specialized equipment and any necessary recertification or licensing with regulatory authorities. Even briefly closing a facility to relocate would reduce the sales that the facility would have contributed to our revenues and could negatively impact our customer relations. Any such relocation or closure could have a material adverse effect on our business, prospects, financial condition or results of operations.

***We conduct sales and distribution operations on a worldwide basis and are subject to a variety of risks associated with doing business outside the United States.***

We maintain significant international operations, including operations in China, Brazil, Canada, Mexico, Costa Rica and other countries in Europe and Asia. As a result, we are subject to a number of risks and complications associated with international sales, services and other operations, as well as risks associated with U.S. foreign policy. These include:

- difficulties associated with compliance with numerous, potentially conflicting and frequently complex and changing laws in multiple jurisdictions relating to environmental matters, intellectual property, privacy and data protection, corrupt practices, embargoes, trade sanctions, competition, employment and licensing, among other things;
- general economic, social and political conditions in countries where we operate, including international and U.S. trade and sanctions policies and currency exchange rate fluctuations;
- tax and other laws that restrict our ability to use tax credits, offset gains or repatriate funds;
- currency restrictions, transfer pricing regulations and adverse tax consequences, which may affect our ability to transfer capital and profits;
- inflation, deflation and stagflation in any country in which we have a manufacturing facility;
- foreign customers with longer payment cycles than customers in the United States; and
- the imposition of or increases in customs duties and other tariffs.

We operate in a number of countries whose governments and companies do not always share the depth or breadth of the commitment to anti-corruption and ethical behavior that is required by U.S. laws and our Code of Conduct and other corporate policies. Based on the nature of our products, our business activities involve interaction with government agencies, public officials and state-owned enterprises. We are subject to the risk that we, our U.S. employees, our employees located in other jurisdictions, or third parties we engage to do work on our behalf may take actions determined to be in violation of anti-corruption laws in the United States or the jurisdictions in which we conduct business. The U.S. Foreign Corrupt Practices Act (the “FCPA”) and the Canadian Corruption of Foreign Public Officials Act (the “CFPOA”) prohibit corruptly providing anything of value to foreign officials (including employees of state-owned enterprises) for the purposes of obtaining or retaining business or securing any improper business advantage. The provisions of the U.K. Bribery Act of 2010 (the “Bribery Act”) extend beyond bribery of foreign public officials and are more onerous than the FCPA in a number of other respects. Any violation of the FCPA, the CFPOA, the Bribery Act or any similar anti-corruption law or regulation could result in substantial fines, sanctions or civil and/or criminal penalties, debarment from business dealings with certain governments or government agencies or restrictions on the marketing of our products in certain countries, which could harm our business, financial condition or results of operations. Violations of anti-corruption laws or our related internal policies could also substantially harm our reputation and operations. Further, detecting, investigating and resolving actual or alleged violations is expensive and can consume significant time and attention of our senior management.

Compliance with multiple, and potentially conflicting, international laws and regulations, including anti-corruption laws and exchange controls, at times may be difficult, burdensome or expensive. While our employees and agents are required to comply with these laws, our internal policies and procedures may not always prevent violations. Further, in connection with past and future acquisitions by us, there is a risk of successor liability relating to such laws in connection with prior actions of an acquired company. Such matters or allegations related to such matters could adversely affect our reputation and the burden and cost associated with defending or resolving such matters could adversely affect our business, prospects, financial condition or results of operations.

Further, as a result of our global operations, we generate a significant portion of our revenue and incur a significant portion of our expenses in currencies other than the U.S. dollar, including the euro, the Brazilian real, the British pound sterling, the

Chinese yuan, the Thai baht, the Mexican peso, the Danish krone, the Costa Rica colon and the Canadian dollar. Our results of operations are impacted by currency exchange rate fluctuations to the extent that we are unable to match net revenues received in foreign currencies with expenses incurred in the same currency. For example, where we have significantly more expenses than net revenues generated in a foreign currency, our profit from operations in that location would be adversely affected in the event that the U.S. dollar depreciates against that foreign currency.

***We are subject to significant regulatory oversight of our import and export operations due to the nature of some of our product offerings.***

Our products and materials needed to make our products are subject to U.S. and Canadian laws and regulations that may limit, restrict or require a license to import or export (or re-export from other countries). We are also subject to the export and import laws of other foreign jurisdictions in which we operate, into which we sell our products and from which we source our materials, including Co-60. In addition, if we introduce new products or would like to participate in new capital investment projects, we may need to obtain licenses or approvals from the United States, Canada and other governments to ship products to or share technology or intellectual property with third parties located in foreign countries. Because of increasing security controls and regulations regarding the shipment of materials including Co-60, we are likely to encounter additional regulations affecting the transportation, storage, sale and import/export of radioactive materials. Further, any delay or inability to obtain these permits and licenses could delay or prevent us from fulfilling our obligations to our customers or suppliers, which could harm our business, financial condition or results of operations.

Additionally, the U.S. Department of the Treasury's Office of Foreign Assets Control and other relevant agencies of the U.S. government administer laws and regulations that restrict U.S. persons and, in some instances, non-U.S. persons, from conducting activities, transacting business with or making investments in certain countries, or with governments, entities and individuals subject to U.S. economic sanctions. Our international operations subject us to these laws and regulations, which are complex, restrict our business dealings with certain countries, governments, entities and individuals and are constantly changing. Penalties for non-compliance with these complex laws and regulations can be significant and include substantial fines, sanctions or civil and/or criminal penalties and violations can result in adverse publicity, which could harm our business, financial condition or results of operations.

***Severe health events or environmental events, including impacts from climate change, and natural disasters, could have adverse effects on our business, financial condition and results of operations, which could be material.***

The COVID-19 pandemic continues to have effects on our business operations, including secondary and tertiary effects such as increased raw material prices, labor shortages, and supply chain disruptions. If similarly severe global health crises occur in the future, the impact and effects on our business, operations and results of operations also could be material.

Extreme environmental events, including impacts from climate change, could adversely affect our operating results and financial condition. Climate change has an adverse impact on global temperatures, weather and precipitation patterns, and increases the frequency and severity of significant weather events, such as flooding, hurricanes, wildfires, droughts and water scarcity. We have operations located in regions that have been, and may in the future be, exposed to extreme weather events and other natural disasters, including California, Florida, and Texas. A catastrophic earthquake, fire, flood, tsunami or other weather event, widespread power loss or telecommunications failure, war or other significant event could adversely affect our operations, particularly if such event were to destroy or disrupt any of our facilities. Any significant impact on our ability to conduct normal operations at our facilities could cause significant capacity constraints and, as a result, have a material adverse effect on our business, results of operations and financial condition.

Any severe health or environmental event may also affect our suppliers or customers, which could disrupt our access to raw materials and customer product processing and exacerbate supply-chain related risks. See related Risk Factor “—Our operations are subject to a variety of business continuity hazards and risks, including supply chain disruptions due to geopolitical uncertainty and our reliance on the use and sale of products and services from single locations, any of which could interrupt production or operations or otherwise adversely affect our performance, results or value.”

***Our business may be subject to system interruptions, cyber security breaches and unauthorized data disclosures.***

Like other companies, we increasingly rely on information technology (“IT”) systems and networks and related services to conduct business, some of which are managed, hosted and/or provided by third parties. Our IT systems and infrastructure are potentially vulnerable to breakdowns or other interruptions by fire, power loss, system malfunctions and other events. Our IT systems and infrastructure are also subject to breaches by our employees, both accidental and intentional, and to regular and



persistent attacks by increasingly sophisticated actors seeking to interfere with the normal use of our systems. Our suppliers, contractors, service providers, and other third parties with whom we do business also experience cyber threats and attacks that are similar in frequency and sophistication. In many cases, the Company relies on controls put in place by our suppliers, contractors and service providers to defend against and otherwise respond to cyber threats and attacks, which may prove insufficient.

As a result, despite the Company's security measures, data privacy breaches by employees and outside parties with both permitted and unauthorized access to our systems may expose sensitive data to unauthorized persons or to the public or data inaccessible on a temporary or permanent basis. We could also experience a business interruption, information theft or reputational damage from industrial espionage attacks, ransomware, other malware or other cyber incidents or data breaches, which may compromise our system infrastructure or lead to data breaches, either internally or at our third-party providers or other business partners. Such incidents could compromise our trade secrets or other confidential information and result in such information being disclosed to third parties and becoming less valuable. Breaches in security, system interruptions and unauthorized disclosures of data, whether perceived or actual, could adversely affect our businesses, assets, revenues, brands and reputation and result in fines, litigation, regulatory proceedings and investigations, increased insurance premiums, remediation efforts, indemnification expenditures, lost revenues and other potential liabilities. As detailed in Item 1C, "Cybersecurity", we have taken steps to protect the security and integrity of the information we collect and have policies and procedures in place dealing with data privacy and security and have yet to experience any material cybersecurity incidents that have caused us to incur any material expenses or materially affected our business, results of operations or financial conditions. But there can be no assurance that our efforts will prevent material breakdowns, system failures, breaches in our systems or other cyber incidents or otherwise be fully effective. Any such breakdown, breach or incident could adversely affect our business, prospects, financial condition or results of operations, and our cyber insurance may not cover such risks or may be insufficient to compensate us for losses that may occur.

***Part of our growth strategy is to pursue strategic transactions, including acquisitions, which subjects us to risks that could harm our business and we may not be able to find suitable acquisition targets or integrate strategic acquisitions successfully into our existing business.***

As part of our strategy, we have in the past grown, and may in the future seek to grow our business through acquisitions, and any such acquisition may be significant. Any future growth through acquisitions will depend in part upon the continued availability of suitable acquisition candidates at favorable prices and upon advantageous terms and conditions, which may not be available to us, as well as sufficient funds to complete these acquisitions from our cash on hand, cash flow from operations, existing debt facilities and additional indebtedness.

Not only is the identification of such suitable acquisition candidates difficult and competitive, but these transactions, including the acquisitions completed in recent years also involve numerous risks, including the diversion of management's attention and their ability to:

- successfully integrate acquired facilities, companies, products, systems and personnel into our existing business, especially with respect to businesses or operations that are outside of the United States;
- minimize any potential interruption to our ongoing business;
- successfully enter categories and markets in which we may have limited or no prior experience, and ensure compliance with the regulatory requirements for such categories and markets;
- achieve expected synergies and obtain the desired financial or strategic benefits;
- detect and address any financial or control deficiencies of the acquired company;
- retain key relationships with employees, customers, partners and suppliers of acquired companies as well as our own employees, customers, partners and suppliers; and
- maintain uniform compliance standards, controls, procedures and policies throughout acquired companies.

Companies, businesses or operations acquired or joint ventures created may not be profitable or may not achieve revenue and profitability levels sufficient to justify the investments made. Recent and future acquisitions could also result in the incurrence of additional indebtedness subject to the restrictions contained in the documents governing our then-existing indebtedness. See related Risk Factor "—Our significant leverage could adversely affect our ability to raise additional capital to fund our operations, limit our ability to react to challenges facing our Company or broader changes in our industry or the economy, expose us to interest rate risk and prevent us from meeting our obligations under our existing and future indebtedness."

Recent and future acquisitions could also result in the assumption of contingent liabilities, material expenses related to certain intangible assets, increased operating expenses and compliance issues under international laws and regulations, including antitrust laws, anti-corruption laws, the FCPA and similar anti-bribery laws, which could adversely affect our business, prospects, financial condition or results of operations. In addition, to the extent that the economic benefits associated with any of our acquisitions diminish in the future, we may be required to record additional write-downs of goodwill, intangible assets or other assets associated with such acquisitions, which could adversely affect our business, prospects, financial condition or results of operations.

Certain of the acquisition agreements by which we have acquired companies require the former owners to indemnify us against certain liabilities related to the operation of the companies before we acquired them. In most of these agreements, however, the liability of the former owners is limited, and certain former owners may be unable to meet their indemnification responsibilities. There is no assurance that these indemnification provisions will protect us fully or at all, and as a result we may face unexpected liabilities that adversely affect our business, prospects, financial condition or results of operations. Our ability to realize the benefits we anticipate from our strategic transactions, including acquisition activities, anticipated cost savings and additional sales opportunities, will depend in large part upon whether we are able to integrate such businesses efficiently and effectively. If we are unable to successfully integrate the operations of acquired businesses into our business or on the timeline we expect, we may be unable to realize the sales growth, cost synergies and other anticipated benefits we expect to achieve as a result of such transactions and our business, prospects, financial condition or results of operations could be adversely affected.

***Our internal controls over financial reporting may not be effective and our independent registered public accounting firm may not be able to certify as to their effectiveness, which could have a significant and adverse effect on our business and reputation.***

Pursuant to the Sarbanes-Oxley Act, we furnished a report by our management on the effectiveness of our internal control over financial reporting as of December 31, 2023. This assessment is required to include disclosure of any material weaknesses identified by our management in our internal control over financial reporting. Our independent registered public accounting firm attested to the effectiveness of our internal controls as of December 31, 2023.

In future periods, if we identify a material weakness in connection with our ongoing assessment and we fail to remediate the identified material weakness within the prescribed period, we will be unable to assert that our internal control over financial reporting is effective. We cannot be certain that there will not be material weaknesses or significant deficiencies in our internal control over financial reporting in the future. Any failure to maintain internal control over financial reporting could severely inhibit our ability to accurately report our financial condition or results of operations. In addition, we may be required to incur costs in improving our internal control system and hiring additional personnel. If we are unable to conclude that our internal control over financial reporting is effective, or if our independent registered public accounting firm determines we have a material weakness in our internal control over financial reporting, we could lose investor confidence in the accuracy and completeness of our financial reports, the market price of shares of our common stock could decline and we could be subject to sanctions or investigations by the Nasdaq, the SEC or other regulatory authorities. Failure to remedy any material weakness in our internal control over financial reporting, or to implement or maintain other effective control systems required of public companies, could also restrict our future access to the capital markets.

***We rely on intellectual property rights to maintain our competitive position and third parties may claim that we infringe or misappropriate their intellectual property rights.***

We rely on proprietary technology and are dependent on our ability to protect such technology. We rely primarily on trade secrets and non-disclosure and confidentiality arrangements to protect our intellectual property rights, including such rights as related to our Nelson Labs business and its lab testing services. The efforts we have taken to protect our intellectual property and proprietary technology may not be sufficient or effective. Third parties, including current or former employees, consultants, contractors, customers or partners, who have access to our confidential information (including our trade secrets and know-how), may unintentionally or willfully disclose our confidential information to others, and there can be no assurance that our trade secret rights and non-disclosure and confidentiality arrangements will provide meaningful protection of our proprietary technology. There can also be no assurance that others will not independently develop similar or superior technologies or duplicate any technology developed by us. Effective protection of intellectual property rights may not be available in every jurisdiction in which our products and services are made available and monitoring unauthorized use and disclosures of our proprietary technology or confidential information can be difficult and expensive. Actions to enforce our intellectual property rights could lead to disputes with third parties, including our customers, and could impact our future ability to gain business. Furthermore, legal proceedings to protect or enforce our intellectual property rights could result in narrowing the scope of our

intellectual property rights or substantial cost to us, and they may be time consuming and divert resources and the attention of management and key personnel, and the outcomes of such actions may be unpredictable.

Additionally, we cannot be certain that the conduct of our business does not and will not infringe or misappropriate intellectual property rights of others. From time to time, we may become subject to claims, allegations and legal proceedings, including by means of counterclaims, that we infringe or misappropriate intellectual property or other proprietary rights of third parties. Such legal proceedings involving intellectual property rights are highly uncertain, can involve complex legal and scientific questions and may divert resources and the attention of management and key personnel. Our failure to prevail against infringement or misappropriation claims brought against us could also result in judgments awarding substantial damages against us, including possible treble damages and attorneys' fees, and could result in reputational harm. Judgments that result in equitable or injunctive relief could cause us to delay or cease selling or providing certain products or services or otherwise harm our operations. We also may have to seek third party licenses to intellectual property, which may be unavailable, require payment of significant royalties or be available only at commercially unreasonable, unfavorable or otherwise unacceptable terms.

If we are unable to adequately protect, establish, maintain or enforce our intellectual property rights or if we are subject to any infringement or misappropriation claims, our business, prospects, financial condition or results of operations may be adversely affected.

***We are subject to complex and rapidly evolving data privacy and security laws and regulations and any ineffective compliance efforts with such laws and regulations may adversely impact our business.***

We must comply with laws and regulations of federal and state governments in multiple jurisdictions governing the collection, dissemination, retention, access, use, protection, security and disposal of personal data, which mostly consists of our employees' data. The interpretation and application of many existing or recently enacted privacy and data protection laws and regulations in the United States, the European Union and elsewhere are uncertain and fluid, and it is possible that such laws and regulations may be interpreted or applied in a manner that is inconsistent with our existing practices. Companies are under increased regulatory scrutiny relating to data privacy and security. Any actual or perceived breach of such laws or regulations may subject us to claims and may lead to administrative, civil or criminal liability, as well as reputational harm. Moreover, these laws are evolving and are generally becoming stricter. For example, activities conducted from our EU facilities or related to products and services that we may offer to EU users or customers are subject to the General Data Protection Regulation (Regulation (EU) 2016/679) ("GDPR"), which provides for enhanced data privacy obligations and fines of up to the higher of 4% of annual worldwide revenues or €20 million. The GDPR was transposed into United Kingdom domestic law following the United Kingdom's exit from the EU, and the UK GDPR supplements the United Kingdom's Data Protection Act of 2018. The UK GDPR mirrors the compliance requirements and fine structure of the GDPR. Outside of the United States, United Kingdom and the European Union, many jurisdictions have adopted or are adopting new data privacy laws that impose further onerous compliance requirements, such as data localization, which prohibit companies from storing outside the jurisdiction data relating to resident individuals. The proliferation of such laws may result in conflicting and contradictory requirements and there can be no assurance that the measures we have taken will be sufficient for compliance with such various laws and regulations. Complying with these various laws is an ongoing commitment and could cause us to incur substantial costs or require us to change our business practices in a manner adverse to our business. Privacy-related claims or lawsuits initiated by governmental bodies, employees, customers or third parties, whether meritorious or not, could adversely affect our businesses, assets, revenues, brands and reputation and result in fines, litigation, regulatory proceedings, regulatory investigations, increased insurance premiums, remediation efforts, indemnification expenditures, lost revenues and other potential liabilities. We take steps to comply with applicable data privacy and security laws, regulations and standards and applicable privacy policies, but there can be no assurance that our compliance efforts will be effective. Any such failure to comply could adversely affect our business, prospects, financial condition or results of operations.

***We have a history of net losses and may not maintain profitability in the future.***

We have a history of net operating losses, including a net loss attributable to Sotera Health Company of \$233.6 million for the year ended December 31, 2022. Although we reported net income attributable to Sotera Health Company of \$51.4 million for the year ended December 31, 2023, we may not be able to maintain profitability in future fiscal years. Our ability to maintain profitability depends on a number of factors, including the growth rate of the sterilization and lab services industries, the prices of our products and services, the costs to provide our products and services and the competitiveness of our products and services. We may incur significant losses in the future for a number of reasons, including principal and interest expense related to our indebtedness and the other risks described herein, and we may encounter unforeseen expenses, difficulties, complications and delays and other unknown events. As a result, our operations may not maintain or increase profitability in the future.



***We may incur impairment charges on our goodwill and other intangible assets with indefinite lives as well as other long-lived assets and intangible assets with definite lives, which could negatively impact our business, financial condition or results of operations.***

We are subject to Accounting Standards Codification (“ASC”) Topic 350, Intangibles—Goodwill and Other, which requires that goodwill and other intangible assets that have an indefinite useful life be evaluated at least annually for impairment. Goodwill and other intangible assets with indefinite lives must also be evaluated for impairment between the annual tests if an event or change in circumstance occurs that would more likely than not reduce the fair value of the asset below its carrying amount. We have substantial goodwill and other intangible assets. If we were to determine in the future that there has been an impairment, our financial results for the relevant period would be reduced by the amount of the non-cash impairment charge, net of any income tax effects, which could have an adverse effect on our financial condition or results of operations.

Similarly, pursuant to ASC Topic 360—Property, Plant, and Equipment, long-lived assets, such as property, plant and equipment and intangible assets subject to amortization, must be reviewed for impairment whenever events or changes in circumstances indicate that the carrying amount of an asset or asset group may not be recoverable. If we were to determine in the future that there has been an impairment of long-lived assets or intangible assets subject to amortization, our financial results for the relevant period would be reduced by the amount of the non-cash impairment charge, net of any income tax effects, which could have an adverse effect on our financial condition or results of operations.

***Unionization efforts and labor regulations could materially increase our costs or limit our flexibility.***

Efforts have been made from time to time to unionize portions of our workforce and we are likely to experience similar efforts in the future. Certain of our employees are represented by labor unions or works councils and are negotiating or working under collective bargaining or similar agreements, some of which are subject to periodic renegotiation. For example, employees at a gamma irradiation facility in the United States voted to unionize in November 2023 and we may experience similar efforts to unionize portions of our workforce in the future. Unionization efforts, new collective bargaining agreements or work stoppages could materially increase our costs, reduce our net revenues or limit our flexibility. The collective bargaining agreements applicable to our employees in Brazil and Mexico expire annually. The collective bargaining agreement applicable to Nordion’s employees in Kanata, Canada expires on March 31, 2024. The process of negotiating or renegotiating these collective bargaining agreements could increase our labor costs or lead to labor disruptions, which could negatively affect our business and operations.

Other legal obligations in the markets where we conduct business require us to contribute amounts to retirement funds and pension plans and restrict our ability to dismiss employees. Future regulations or court interpretations established in the countries in which we conduct our operations could increase our costs and materially adversely affect our business, financial condition or results of operations.

***Our business is subject to a variety of laws involving the cannabis industry, many of which are unsettled and still developing and which could subject us to claims or otherwise harm our business.***

We provide bioburden reduction irradiation services for the processing of cannabis, primarily in Canada and certain European countries. The commercial recreational cannabis industry is a relatively new industry in Canada and Canada’s Cannabis Regulations have been in effect in their current form since only October 2018. Likewise, laws and regulations governing cannabis in European countries have evolved rapidly over recent years. In the United States, marijuana (all parts of the cannabis plant other than those parts that are exempt) presently remains a Schedule I controlled substance under federal law. In other countries in which the cultivation and use of marijuana is legalized, most notably in Canada, our operations include irradiation services for recreational and medical marijuana. As laws in the United States, Canada, Europe and other jurisdictions evolve, our activities in these spaces may face additional regulations with which it may be costly or burdensome to comply.

***Government or private civil antitrust actions could harm our business, results of operations, financial condition and cash flows.***

The antitrust laws prohibit a wide variety of conduct that unlawfully suppresses competition, such as conspiracies among competitors not to reduce (or to “fix”) prices. Although our Code of Conduct requires our employees to comply with the antitrust laws and we believe that we are doing so, a governmental or private civil action alleging the improper exchange of information, unlawful participation in price maintenance or other unlawful or anticompetitive activity, even if unfounded, could be costly to defend and could harm our business, prospects, financial condition or results of operations.

***We may have greater than anticipated tax liabilities, which could harm our business, revenue and financial results.***

We operate in a number of tax jurisdictions globally, including in the United States at the federal, state and local levels, and in many other countries, and we therefore are subject to review and potential audit by tax authorities in these various jurisdictions. Significant judgment is required in determining our worldwide provision for income taxes and other tax liabilities, and tax authorities may disagree with tax positions we take and challenge our tax positions. Successful unilateral or multi-jurisdictional actions by various tax authorities, including in the context of our current or future corporate operating structure and third-party and intercompany arrangements, may increase our worldwide effective tax rate, result in additional taxes or other costs or have other material consequences, which could harm our business, revenue and financial results.

Our effective tax rate may also change from year to year or vary materially from our expectations based on changes or uncertainties in the mix of activities and income allocated or earned among various jurisdictions, changes in tax laws and the applicable tax rates in these jurisdictions (including future tax laws that may become material), tax treaties between countries, our eligibility for benefits under those tax treaties and the valuation of deferred tax assets and liabilities. Such changes could result in an increase in the effective tax rate applicable to all or a portion of our income, impose new limitations on deductions, credits or other tax benefits or make other changes that may adversely affect our business, cash flows or financial performance. For example, we have been unable to fully realize the benefit of interest expense as a result of recent tax law changes, and we recognized a valuation allowance on related deferred tax assets, which impacted our annual effective income tax rate.

Any changes in tax law may create uncertainty and our business and financial condition could be adversely affected.

### **Risks Related to Our Indebtedness and Liquidity**

***Our significant leverage could adversely affect our ability to raise additional capital to fund our operations, limit our ability to react to challenges facing our Company or broader changes in our industry or the economy, expose us to interest rate risk and prevent us from meeting our obligations under our existing and future indebtedness.***

As of December 31, 2023, our total indebtedness was approximately \$2,260.6 million, all of which is indebtedness of Sotera Health Holdings, LLC (“SHH”) that is guaranteed by the Company and certain of our other subsidiaries. We also had an additional \$423.8 million of unutilized capacity under our Revolving Credit Facility (as defined herein) at that date (without giving effect to \$23.7 million of letters of credit that were outstanding). On February 23, 2023, SHH entered into the First Lien Credit Agreement (the “2023 Credit Agreement”), which provides for, among other things, a new Term Loan B facility in an aggregate principal amount of \$500.0 million and bears interest, at the Company’s option, at a variable per annum rate equal to either (x) the Term Secured Overnight Financing Rate (“Term SOFR”) (as defined in the 2023 Credit Agreement) plus an applicable margin of 3.75% or (y) an alternative base rate (“ABR”) plus an applicable margin of 2.75%. The 2023 Credit Agreement is secured on a first priority basis on substantially all of our assets and is guaranteed by us and certain of our subsidiaries. Please refer to Note 10, “Long-Term Debt” and “Item 7. Management’s Discussion and Analysis of Financial Condition and Results of Operations - Liquidity and Capital Resources” for further information.

Our indebtedness is variable interest rate debt. Our estimated debt service obligations for the next 12 months, which are comprised of principal and interest payments, are \$176.6 million, based on Term SOFR benchmark interest rate and the outstanding principal amount of indebtedness of \$2,260.6 million, each as of December 31, 2023. Debt service obligations under the 2023 Credit Agreement increased our total debt service obligations from and after February 23, 2023. For the year ended December 31, 2023, our cash flow used for debt service totaled \$176.3 million, which was comprised of \$2.5 million of principal payments on Term Loan B and interest payments of \$173.8 million on all of our outstanding debt.

Our high degree of leverage could have important consequences, including:

- making it more difficult for us to satisfy our obligations;
- increasing our vulnerability to general economic and industry conditions;
- requiring a substantial portion of cash flow from operations to be used to pay off principal and interest on our indebtedness, thereby reducing our ability to use our cash flow to fund our operations, capital expenditures and future business opportunities;
- exposing us to the risk of increased interest rates as our indebtedness is at variable interest rates;
- restricting us from making strategic acquisitions or causing us to make non-strategic divestitures;
- limiting our ability to obtain additional financing for working capital, capital expenditures, product development, debt service requirements, acquisitions, appellate litigation bonding expenses and general corporate or other purposes;

- limiting our ability to adjust to changing market conditions and placing us at a disadvantage compared to our competitors that are less highly leveraged; and
- causing us to pay higher rates if we need to refinance our indebtedness at a time when prevailing market interest rates are unfavorable.

We and our subsidiaries may obtain substantial additional indebtedness in the future, subject to the restrictions contained in the 2019 Credit Agreement and the 2023 Credit Agreement (together the “Combined Senior Secured Credit Facilities”). If new indebtedness is added to our current debt levels, the related risks that we now face could intensify.

Because we are exposed to interest rate risk through our variable-rate borrowings, we have entered into and may, in the future, enter into additional interest rate swaps that involve the exchange of floating for fixed rate interest payments to reduce interest rate volatility and interest rate cap agreements. We may not maintain interest rate swaps with respect to any of our variable rate indebtedness, and any swaps we enter into may not fully mitigate our interest rate risk. If interest rates increase, our debt service obligations on any variable rate indebtedness will increase even if the amount borrowed remains the same, and our earnings and cash flows, including cash available for servicing our indebtedness, will correspondingly decrease. Based on our indebtedness outstanding as of December 31, 2023 and the interest rate under our Term Loans that was in effect on December 31, 2023, a 1% increase in the Term SOFR benchmark interest rates would result in an increase of approximately \$8.6 million in total annual interest expense under our outstanding debt obligations. Refer to Note 10, “Long-Term Debt” to our consolidated financial statements.

***Our debt agreements contain restrictions that limit our flexibility in operating our business.***

The Combined Senior Secured Credit Facilities contain various covenants that limit our ability to engage in specified types of transactions. These covenants limit our ability and our restricted subsidiaries’ ability to, among other things:

- incur additional indebtedness or issue certain shares of preferred stock;
- pay dividends on, repurchase or make distributions in respect of our capital stock or make other restricted payments;
- make certain investments and acquisitions;
- sell or transfer assets;
- grant liens on our assets;
- consolidate, merge, sell or otherwise dispose of all or substantially all of our assets; and
- enter into certain transactions with our affiliates.

In addition, under certain circumstances we are required to satisfy and maintain specified financial ratios and other financial condition tests under certain covenants in our Combined Senior Secured Credit Facilities. See Item 7, “Management’s Discussion and Analysis of Financial Condition and Results of Operations—Liquidity and Capital Resources.” Our ability to meet those financial ratios and tests can be affected by events beyond our control, including prevailing economic, financial market and industry conditions, and we cannot give assurance that we will be able to satisfy such ratios and tests when required.

A breach of any of these covenants could result in a default under each of our Combined Senior Secured Credit Facilities. Upon the occurrence of an event of default, the lenders could elect to declare all amounts outstanding under the Combined Senior Secured Credit Facilities immediately due and payable and terminate all commitments to extend further credit. If we were unable to repay those amounts, the lenders under the Combined Senior Secured Credit Facilities could foreclose on the collateral granted to them to secure each such indebtedness. We have pledged substantially all of our assets as collateral under the Combined Senior Secured Credit Facilities.

***Our cash flows may not be sufficient to service our indebtedness, and if we are unable to satisfy our obligations under our indebtedness, we may be required to seek other financing alternatives, which may not be successful.***

Our ability to make timely payments of principal and interest on our debt obligations, including our obligations under the Combined Senior Secured Credit Facilities, depends on our ability to generate positive cash flows from operations, which is subject to general economic conditions, competitive pressures and certain financial, business and other factors beyond our control. If our cash flows and capital resources are insufficient to make these payments, we may be required to seek additional financing sources, reduce or delay capital expenditures, sell assets or operations or refinance our indebtedness. These actions could have a material adverse effect on our business, financial conditions and results of operations. In addition, we may not be

able to take any of these actions, and even if successful, these actions may not permit us to meet our scheduled debt service obligations. Our ability to restructure or refinance our existing indebtedness will depend on, among other things, the condition of the capital markets and our financial condition at the time. We may not be able to restructure or refinance any of our indebtedness on commercially reasonable terms or at all. If we cannot make scheduled payments on our debt, we will be in default and the outstanding principal and interest on our debt could be declared to be due and payable, in which case we could be forced into bankruptcy or liquidation or required to substantially restructure or alter our business operations or debt obligations.

***A lowering or withdrawal of the ratings assigned to our debt by rating agencies may increase our future borrowing costs and reduce our access to capital.***

Any rating assigned to our debt by a rating agency could be lowered or withdrawn entirely if, in that rating agency's judgment, future circumstances relating to the basis of the rating, such as adverse changes to our ability to service our debt obligations or our general financial condition, so warrant. Any future lowering of our ratings likely would make it more difficult or more expensive for us to obtain additional debt financing. Additionally, we enter into various forms of hedging arrangements against currency, interest rates or commodity price fluctuations. Financial strength and credit ratings are also important to the availability and pricing of any hedging activities we decide to undertake, and a downgrade of our credit ratings may make it more costly for us to engage in these activities.

***Term SOFR and certain other interest "benchmarks" are subject to regulatory guidance and reform that will cause interest rates under our current or future debt agreements to perform differently than in the past or could cause other unanticipated consequences.***

Because our Combined Senior Secured Credit Facilities bear interest at variable interest rates, based on the Term SOFR and certain other benchmarks, fluctuations in interest rates could have a material effect on our business. We currently utilize, and may in the future utilize, derivative financial instruments such as interest rate swaps or interest rate caps to hedge some of our exposure to interest rate fluctuations, but such instruments may not be effective in reducing our exposure to interest fluctuations, and we may discontinue utilizing them at any time. As a result, we may incur higher interest costs if interest rates increase. These higher interest costs could have a material adverse impact on our financial condition and the levels of cash we maintain for working capital.

***Sotera Health Holdings, LLC is a holding company, and therefore its ability to make any required payment on our credit agreements depends upon the ability of its subsidiaries to pay it dividends or to advance it funds.***

SHH, the borrower under our Combined Senior Secured Credit Facilities, has no direct operations and no significant assets other than the equity interests of its subsidiaries. Because it conducts its operations through its operating subsidiaries, SHH depends on those entities to generate the funds necessary to meet its financial obligations, including its required obligations under our Combined Senior Secured Credit Facilities. The ability of our subsidiaries to make transfers and other distributions to SHH will be subject to, among other things, the terms of any debt instruments of such subsidiaries then in effect and applicable law. If transfers or other distributions from our subsidiaries to SHH were eliminated, delayed, reduced or otherwise impaired, our ability to make payments on the obligations under our credit agreements would be substantially impaired.

## **Risks Related to Ownership of Our Common Stock**

***The market and trading volume of our common stock may be volatile, and you could lose all or part of your investment.***

The market price of our common stock may fluctuate or decline significantly in the future. Some of the factors that could negatively affect our share price or result in fluctuations in the price or trading volume of our common stock include those listed in the related Risk Factor "—Risks Related to the Company," "—Risks Related to Our Indebtedness and Liquidity" and the following, some of which are beyond our control:

- volatility or economic downturns in the markets in which we, our suppliers or our customers are located caused by pandemics, including the COVID-19 pandemic, and related policies and restrictions undertaken to contain the spread of such pandemics or potential pandemics;
- developments in our litigation matters and governmental investigations or additional significant lawsuits or governmental investigations relating to our services or facilities, including our susceptibility as a publicly-traded company to enforcement proceedings and civil litigation alleging that our disclosures have not complied with federal and state securities laws and regulations;

- regulatory or legal developments in the jurisdictions in which we operate;
- adverse publicity about us or the industries in which we participate;
- variations in our quarterly or annual results of operations, or in those of our competitors or of companies in the medical device and pharmaceutical industries;
- the financial projections we may provide to the public, any changes in these projections or our failure to meet these projections;
- sales of our common stock by us or our stockholders in the future or the perception that such sales may occur;
- publication of research reports about the industries in which we participate;
- changes in analysts' estimates, investors' perceptions, recommendations by securities analysts, our failure to achieve analysts' estimates or failure of analysts to maintain coverage of us;
- volatility in the trading prices and trading volumes of companies similar to us;
- changes in operating performance and stock market valuations of companies in our industry;
- changes in accounting principles, policies, guidance, interpretations or standards; and
- general market conditions and other factors unrelated to our operating performance or the operating performance of our competitors.

Certain broad market and industry factors may decrease the market price of our common stock, regardless of our actual operating performance. The stock market in general has from time to time experienced extreme price and volume fluctuations. In addition, in the past, following periods of volatility in the overall market and the market price of companies' securities, securities class action litigation has often been instituted against these companies, and a putative class action of this kind is currently pending against us. See Note 20, "Commitments and Contingencies" to our consolidated financial statements under the heading "Stockholder Lawsuit." Such litigation could result in substantial costs and a diversion of our management's attention and resources.

***The future issuance of additional common stock in connection with our incentive plans, acquisitions or otherwise will dilute all other stockholdings.***

As of February 20, 2024, we had an aggregate of 886,109,800 shares of common stock that are not currently reserved for issuance under our 2020 Omnibus Incentive Plan ("2020 Plan"), as well as 3,204,952 treasury shares. We may issue all of these shares of common stock without any action or approval by our stockholders, subject to certain exceptions. We also intend to continue to evaluate acquisition opportunities and may issue common stock in connection with these acquisitions. Any common stock issued in connection with our incentive plans, acquisitions or otherwise would dilute the percentage ownership held by the investors who own our common stock.

***Future offerings of debt or equity securities by us may adversely affect the market price of our common stock.***

In the future, we may attempt to obtain financing or to further increase our capital resources by issuing additional shares of our common stock or offering debt or other equity securities. Future acquisitions could require substantial additional capital in excess of cash from operations. We would expect to finance any future acquisitions requiring substantial additional capital through a combination of additional issuances of equity, corporate indebtedness, asset-backed acquisition financing and/or cash from operations.

Issuing additional shares of our common stock or other equity securities or securities convertible into equity may dilute the economic and voting rights of our existing stockholders or reduce the market price of our common stock or both. Upon liquidation, holders of such debt securities and preferred shares, if issued, and lenders with respect to other borrowings would receive a distribution of our available assets prior to the holders of our common stock. Debt securities convertible into equity could be subject to adjustments in the conversion ratio pursuant to which certain events may increase the number of equity securities issuable upon conversion. Preferred shares, if issued, could have a preference with respect to liquidating distributions or a preference with respect to dividend payments that could limit our ability to pay dividends to the holders of our common stock. Our decision to issue securities in any future offering will depend on market conditions and other factors beyond our control, which may adversely affect the amount, timing or nature of our future offerings. Thus, holders of our common stock bear the risk that our future offerings may reduce the market price of our common stock and dilute their stockholdings in us.



***A sale of a substantial number of shares of our common stock, or the perception that such sales might occur, may cause the price of our common stock to decline.***

Future sales of substantial amounts of our common stock in the public market, or the perception that such sales might occur, could cause the trading price of our common stock to decline. These sales, or the possibility that these sales may occur, also might make it more difficult for us to sell equity securities in the future at a time and at a price that we deem appropriate.

In connection with our initial public offering (“IPO”), we entered into a stockholders’ agreement with certain holders of our common stock, including investment funds and entities affiliated with either Warburg Pincus or GTCR and members of our management team, which we refer to as the “Stockholders’ Agreement.” Under the Stockholders’ Agreement, individual stockholders who were members of our management before the IPO, and other persons related to these individuals, are subject to contractual restrictions on transfer of shares of our common stock until November 19, 2026. These restrictions apply to approximately 26,130,422 shares as of February 20, 2024, but may be waived at any time by a majority of the members of the leadership development and compensation committee of the board of directors.

As of February 20, 2024, the Sponsors own approximately 62.1% of our outstanding common stock and have rights to require us to file registration statements covering their shares. The Sponsors and certain other stockholders could also require us to include their shares in registration statements that we may file for ourselves or our stockholders. Additionally, the Sponsors and our officers and directors may sell shares into the public markets in accordance with the requirements of Rule 144 under the Securities Act.

Any sales of securities by any of our stockholders described above could have a material adverse effect on the market price of our common stock.

In the future, we may also issue securities in connection with investments or acquisitions. In particular, the number of shares of our common stock issued in connection with an investment or acquisition could constitute a material portion of our then-outstanding shares of our common stock. Any such issuance of additional securities in the future may result in additional dilution to you or may adversely impact the price of our common stock.

***Although we do not currently rely on the “controlled company” exemption, we are a “controlled company” within the meaning of the Nasdaq corporate governance standards and qualify for exemptions from certain corporate governance requirements.***

Because the Sponsors own a majority of our outstanding common stock, we are presently a “controlled company” as that term is set forth in the Nasdaq corporate governance standards. Under these rules, a company of which more than 50% of the voting power is held by another person or group of persons acting together is a “controlled company” and may elect not to comply with certain corporate governance requirements, including:

- the requirement that a majority of our board of directors consist of independent directors;
- the requirement that our director nominations be made, or recommended to the full board of directors, by our independent directors or by a nominations committee that is comprised entirely of independent directors with a written charter addressing the committee’s purpose and responsibilities;
- the requirement that our compensation committee be composed entirely of independent directors with a written charter addressing the committee’s purpose and responsibilities; and
- the requirement that we conduct an annual performance evaluation of the nominating and corporate governance and compensation committees.

Although we presently qualify as a “controlled company,” we are not currently relying on this exemption and intend to continue to comply fully with all corporate governance requirements for non-controlled companies under the Nasdaq corporate governance standards. If we were to elect at some point in the future to utilize some or all of these exemptions, however, our stockholders may not have the same protections afforded to stockholders of companies that are subject to all of the Nasdaq corporate governance requirements and investors’ perceptions of our corporate governance could be adversely affected by the Sponsors’ significant ownership interest.

***If the ownership of our common stock continues to be highly concentrated, it may prevent minority stockholders from influencing significant corporate decisions and may result in conflicts of interest.***

As of February 20, 2024, the Sponsors own approximately 62.1% of our outstanding common stock and retain the right to designate over a majority of our directors. As a result, the Sponsors own shares sufficient for the majority vote over all matters requiring a stockholder vote. Our Stockholders' Agreement contains agreements with respect to certain other matters, including the election of directors; mergers, consolidations and acquisitions; the sale of all or substantially all of our assets and other decisions affecting our capital structure; the amendment of our amended and restated certificate of incorporation and our amended and restated bylaws; the termination of our chief executive officer or designation of a new chief executive officer; changes in the composition of committees of our board of directors; entry into or changes to certain compensation agreements; and the issuance of additional shares of our common stock. This concentration of ownership, together with the Sponsors' rights under our Stockholders' Agreement, may delay, deter or prevent acts that would be favored by our other stockholders. The interests of the Sponsors may not always coincide with our interests or the interests of our other stockholders. For example, because the Sponsors purchased their shares at prices substantially below the price at which shares were sold to the public in our IPO and have held their shares for a longer period, they may be more interested in selling our Company to an acquirer than other investors or may want us to pursue strategies that deviate from the interests of other stockholders. In addition, under the Stockholders' Agreement we have agreed, subject to certain exceptions, to indemnify the Sponsors, and various affiliated persons and indirect equity holders of the Sponsors, from losses arising out of any threatened or actual litigation by reason of the fact that the indemnified person is or was a holder of our common stock or of equity interests in Sotera Health Company. Public stockholders will not benefit from this indemnification provision.

This concentration of ownership, together with the Sponsors' rights under our Stockholders' Agreement, may also have the effect of delaying, preventing or deterring a change in control. As a result, the market price of our common stock could decline or stockholders might not receive a premium over the then-current market price of our common stock upon a change in control. In addition, this concentration of ownership, together with the Sponsors' rights under our Stockholders' Agreement, may adversely affect the trading price of our common stock because investors may perceive disadvantages in owning shares in a company with significant stockholders with correspondingly significant voting rights.

***Certain of our stockholders have the right to engage or invest in the same or similar businesses as us.***

The Sponsors have other investments and business activities in addition to their ownership of us. The Sponsors have the right, and have no duty to abstain from exercising such right, to engage or invest in the same or similar businesses as us, do business with any of our customers or suppliers or employ or otherwise engage any of our officers, directors or employees. If the Sponsors or any of their officers, directors or employees acquire knowledge of a potential transaction that could be a corporate opportunity, they have no duty, to the fullest extent permitted by law, to offer such corporate opportunity to us, our stockholders or our affiliates. This right could adversely impact our business, prospects, financial condition or results of operations if attractive business opportunities are procured by the Sponsors or another party for their own benefit rather than for ours.

In the event that any of our directors who is also a director, officer or employee of any Sponsor acquires knowledge of a corporate opportunity or is offered a corporate opportunity, such person is deemed to have fully satisfied such person's fiduciary duties owed to us and is not liable to us, to the fullest extent permitted by law, if such Sponsor pursues or acquires the corporate opportunity or does not present the corporate opportunity to us, provided that this knowledge was not acquired solely in such person's capacity as our director and such person acts in good faith.

***Anti-takeover provisions in our amended and restated certificate of incorporation, amended and restated bylaws and our Stockholders' Agreement, as well as Delaware law, could discourage a change in control of our company or a change in our management.***

Our amended and restated certificate of incorporation and amended and restated bylaws, our Stockholders' Agreement and Delaware law contain provisions that might discourage, delay or prevent a merger, acquisition, or other change in control that stockholders may consider favorable, including transactions in which our stockholders might otherwise receive a premium for shares of our common stock. These provisions may also prevent or frustrate attempts by our stockholders to replace or remove our management. These provisions include:

- limiting the liability of, and providing indemnification to, our directors and officers;
- establishing a classified board of directors with three-year staggered terms, which could delay the ability of stockholders to change the membership of a majority of our board of directors;



- providing that directors may be removed only for cause by the affirmative vote of the holders of at least 75% of the voting power of our outstanding common stock; provided that so long as investment funds and entities affiliated with either Warburg Pincus or GTCR, collectively, hold at least 50% of the outstanding shares of our common stock, a director designated by investment funds and entities affiliated with either Warburg Pincus or GTCR, respectively, may be removed with or without cause by the affirmative vote of the holders of at least a majority of the votes that all the stockholders would be entitled to cast in any annual election of directors or class of directors and with the consent of Warburg Pincus or GTCR, respectively;
- limiting the determination of the number of directors on our board of directors and the filling of vacancies or newly created seats on the board to our board of directors then in office; provided that for so long as investment funds and entities affiliated with either Warburg Pincus or GTCR have the right to designate at least one director for election to our board of directors, (i) any vacancies will be filled in accordance with the designation provisions set forth in the Stockholders' Agreement and (ii) the number of directors shall not exceed eleven without the consent of Warburg Pincus or GTCR;
- advance notice requirements applicable to stockholders for matters to be brought before a meeting of stockholders and requirements as to the form and content of a stockholders' notice; provided that no advance notice shall be required for nominations of candidates for election to our board of directors pursuant to the Stockholders' Agreement;
- requiring the affirmative vote of at least 66 2/3% of the voting power of our outstanding common stock to amend certain provisions of our amended and restated certificate of incorporation and amended and restated bylaws; provided that so long as investment funds and entities affiliated with either Warburg Pincus or GTCR, collectively, hold at least a majority of our outstanding capital stock, only a majority stockholder vote requirement would apply to such matters;
- providing that for so long as investment funds and entities affiliated with either Warburg Pincus or GTCR have the right (individually) to designate at least three directors for election to our board of directors, certain board approvals, including amendments to our amended and restated certificate of incorporation or amended and restated bylaws and certain specified corporate transactions, including certain acquisitions, mergers, other business combination transactions and dispositions, may be effected only with the affirmative vote of 75% of our board of directors, in addition to any other vote required by applicable law;
- providing that for so long as investment funds and entities affiliated with Warburg Pincus have the right to designate at least one director for election to our board of directors and for so long as investment funds and entities affiliated with GTCR have the right to designate one director for election to our board of directors, in each case, a quorum of our board of directors (and committees of the board of directors on which a director designated by Warburg Pincus or GTCR will serve) will not exist without at least one director designee of each of Warburg Pincus and GTCR present at such meeting; provided that if a meeting of our board of directors (or a committee of the board of directors) fails to achieve a quorum due to the absence of a director designee of Warburg Pincus or GTCR, as applicable, the presence of a director designee of Warburg Pincus or GTCR, as applicable, will not be required in order for a quorum to exist at the next duly noticed meeting of our board of directors (or a committee thereof);
- the right to issue blank check preferred stock without stockholder approval, which could be used to dilute the stock ownership of a potential hostile acquirer or adopt a stockholder rights plan;
- a requirement that our stockholders may only take action at annual or special meetings of our stockholders and may not act by written consent; provided that, for so long as investment funds and entities affiliated with either Warburg Pincus or GTCR, collectively, beneficially own a majority of our outstanding capital stock, a meeting and vote of stockholders may be dispensed with, and the action may be taken without prior notice and without such meeting and vote if a written consent is signed by the holders of outstanding stock having not less than the minimum number of votes that would be necessary to authorize or take such action at the meeting of stockholders;
- limiting the ability of stockholders to call and bring business before special meetings; provided that for so long as investment funds and entities affiliated with either Warburg Pincus or GTCR, collectively, beneficially own a majority of our outstanding capital stock, special meetings of our stockholders may be called by the affirmative vote of the holders of a majority of our outstanding voting stock; and
- limiting the forum to the Delaware Court of Chancery or Federal Court for certain types of actions and proceedings that may be initiated against us by stockholders.

In addition, our amended and restated certificate of incorporation contains a provision that provides us with protections similar to Section 203 of the Delaware General Corporation Law ("DGCL"), and prevents us from engaging in a business combination with a person (excluding the Sponsors and any of their respective direct or indirect transferees and any group as to which such

persons are a party) who acquires at least 15% of our common stock for a period of three years from the date such person acquired such common stock, unless board or stockholder approval is obtained prior to the acquisition.

These provisions might discourage, delay or prevent a change in control of our company or a change in our management. For example, because investment funds and entities affiliated with either Warburg Pincus or GTCR together own a majority of the voting power of our common stock, they could prevent a third party from acquiring us, even if the third party's offer may be considered beneficial by many of our stockholders. The existence of these provisions could adversely affect the voting power of holders of common stock and limit the price that investors might be willing to pay in the future for shares of our common stock.

***Our amended and restated certificate of incorporation designates specific courts as the exclusive forum for certain litigation that may be initiated by our stockholders, which could limit our stockholders' abilities to obtain a favorable judicial forum for disputes with us or our directors, officers or employees.***

Our amended and restated certificate of incorporation provides that, unless we consent in writing to the selection of an alternative forum, the sole and exclusive forum, to the fullest extent permitted by law, for (1) any derivative action or proceeding brought on our behalf, (2) any action asserting a claim of breach of a fiduciary duty owed by any of our current or former directors, officers or other employees or stockholders to us or our stockholders, (3) any action asserting a claim against us or any of our directors or officers or other employees or stockholders arising pursuant to, any action to interpret, apply, enforce any right, obligation or remedy under, any provision of the DGCL our amended and restated certificate of incorporation or amended and restated bylaws, (4) any action asserting a claim that is governed by the internal affairs doctrine, or (5) any other action asserting an "internal corporate claim" under the DGCL shall be the Court of Chancery of the State of Delaware (or any state or federal court located within the State of Delaware if the Court of Chancery does not have jurisdiction) (the "Delaware Forum Provision"). Notwithstanding the foregoing, our amended and restated certificate of incorporation provides that the Delaware Forum Provision will not apply to suits brought to enforce a duty or liability created by the Exchange Act. Section 27 of the Exchange Act creates exclusive federal jurisdiction over all suits brought to enforce any duty or liability created by the Exchange Act or the rules and regulations thereunder. Our amended and restated certificate of incorporation further provides that unless we consent in writing to the selection of an alternative forum, the federal district courts of the United States of America shall, to the fullest extent permitted by law, be the sole and exclusive forum for resolving any complaint asserting a cause of action arising under the Securities Act (the "Federal Forum Provision").

The Delaware Forum Provision and the Federal Forum Provision may limit a stockholder's ability to bring a claim in a judicial forum that the stockholder believes might be favorable for disputes with us or our directors, officers or other employees, which may discourage lawsuits against us and our directors, officers and other employees. Alternatively, if a court were to find the Delaware Forum Provision or the Federal Forum Provision to be inapplicable or unenforceable in an action, we may incur additional costs associated with resolving such action in other jurisdictions, which could harm our business, financial condition or results of operations. Any person or entity purchasing or otherwise acquiring any interest in our shares of capital stock shall be deemed to have notice of and consented to the Delaware Forum Provision and the Federal Forum Provision, but will not be deemed to have waived our compliance with the federal securities laws and the rules and regulations thereunder.

***We do not anticipate paying any dividends on our common stock in the foreseeable future, and, consequently, stockholders' ability to achieve a return on their investment will depend on appreciation in the price of our common stock.***

We do not expect to declare or pay dividends on our common stock in the foreseeable future. We currently expect to use any cash flow generated by operations to pay for our operations, repay existing indebtedness and grow our business. Any decisions to declare and pay dividends in the future will be made at the discretion of our board of directors and will depend on, among other things, our results of operations, financial condition, cash requirements, contractual restrictions, restrictions imposed by applicable law and other factors that our board of directors may deem relevant. Our ability to pay dividends on our common stock is limited by the terms of the Combined Senior Secured Credit Facilities. As a result, capital appreciation, if any, of our common stock will be the sole source of potential gain for the foreseeable future, and stockholders will have to sell some or all of their common stock holdings to generate cash flow from their investment.

#### **Item 1B. Unresolved Staff Comments**

Not applicable.

## Item 1C. Cybersecurity

We rely on information technology (“IT”) systems to conduct business, including but not limited to, interacting with customers and suppliers, fulfilling orders, generating invoices, collecting and making payments, fulfilling contractual obligations, communicating with internal and external stakeholders, and maintaining our business and financial records. In addition, we rely on networks and services, including internet sites, cloud and software-as-a-service solutions, data hosting and processing facilities and tools and other hardware, software and technical applications and platforms, some of which are managed, hosted, provided and/or used by third-parties or their vendors. As a result, the Company is subject to various risks related to vulnerabilities, threats and attacks on these IT systems. See Item 1A, “Risks Related to the Company – “Our business may be subject to system interruptions, cyber security breaches and unauthorized data disclosures.” under Item 1A. Risk Factors for additional discussion of these risks.

### *Cybersecurity Risk Management and Strategy*

Identifying and assessing cybersecurity risk is fully integrated into our overall risk management systems and processes. The Company is committed to developing and maintaining cybersecurity processes that protect the confidentiality, integrity and availability of Company, employee, customer and partner information against a growing number of increasingly sophisticated cybersecurity threats and threat actors. Our cybersecurity program is designed to protect our infrastructure from potential threats, to allow us to assess, identify and manage material risks from cybersecurity threats and to endeavor to secure the integrity of our data systems using techniques, hardware, and software typical of companies of our size and scope, which are described further below. For example, we leverage the National Institute of Standards and Technology Cybersecurity Framework’s (“NIST CSF”) principles in developing our cybersecurity program to monitor our security environment and manage risk.

The Company has adopted a risk-based strategy designed to achieve a targeted and cost-effective approach to managing cybersecurity risks that strengthens our abilities to prevent, detect, and respond to cyber-attacks, breaches, or threats. The Company has configured its IT environment, where possible, to restrict access using a least privileged methodology. We use various technologies and monitoring capabilities to detect anomalies and track information and assets. We have implemented a cybersecurity awareness program consisting of frequent training, phishing exercises, and bulletins regarding pertinent cybersecurity developments. We maintain and regularly update incident response, disaster recovery and business continuity plans and procedures. Our IT specialists subscribe to threat intelligence feeds and are members of cybersecurity-related associations such as the Information Systems Audit and Control Association, the Computing Technology Industry Association and the Cloud Security Alliance. We also retain independent experts to assess our cybersecurity programs and the potential vulnerabilities of our IT systems to unauthorized access and other intrusions. We also maintain insurance coverage for cyber and data security risks of an amount and subject to conditions and exceptions that we believe are customary for companies like ours, but there can be no assurance that our levels of coverage are adequate or that we will be able to continue to maintain our existing insurance or obtain comparable insurance at a reasonable cost.

### *Material risks*

Although we believe that our resiliency planning and security controls are appropriate to our exposures to system outages, service interruptions, security incidents and breaches, our information technology systems remain vulnerable to attacks by increasingly sophisticated actors who attempt to cause harm to, or otherwise interfere with, the normal use of our systems. Like other companies with international operations, we have been subjected to targeted and non-targeted attacks and other cyber incidents and continue to face numerous cybersecurity threats on a regular basis, including regular attempts to penetrate our information technology infrastructure and breaches of our security systems by our employees, both accidental and intentional. Our suppliers, contractors, service providers, and other third parties with whom we do business also experience cyber threats and attacks that are similar in frequency and sophistication. Moreover, in many cases, the Company relies on controls put in place by our suppliers, contractors, service providers, and other third parties to defend against and otherwise respond to cyber threats and attacks, which may prove insufficient.

Our technology systems and infrastructure are also potentially vulnerable to computer viruses, breakdowns or other interruptions caused by fires, natural disasters, losses of power, system malfunctions or other disruptions. IT security breaches by third parties who are able to penetrate our systems without authorization or data privacy breaches by employees or others with authorized access pose the risk that sensitive data may be exposed to unauthorized persons or the public, rendered inaccessible or permanently lost. The increasing use and evolution of technology creates additional opportunities for the intentional or unintentional dissemination or destruction of confidential or proprietary information stored in our systems or portable media or storage devices. We may also experience business interruptions (including, but not limited to, the partial or complete shutdown of one or more of our facilities), thefts of information or reputational damage from industrial or nation-state espionage attacks, ransomware, other malware or other cyber incidents or data breaches, which may compromise our system

infrastructure or lead to data breaches, either internally or at our third-party providers or other business partners. Such incidents could compromise our trade secrets or other confidential information and result in such information being disclosed to third parties and becoming less valuable. Additionally, many of our employees continue to work remotely either part-time or full-time, which may increase the risk of data breaches or other types of cyber incidents.

The Company has not experienced any material cybersecurity incidents that caused us to incur any material expenses or materially affected our business, results of operations or financial condition, but we cannot assure that our business, results of operations and financial condition will not be materially affected in the future by cybersecurity risks or future incidents. Breaches in IT security, system interruptions and unauthorized disclosures of data, whether perceived or actual, could adversely affect our business, assets, revenues, results of operations, brands and reputation and result in fines, litigation, regulatory proceedings and investigations, increased insurance premiums, remediation efforts, indemnification expenditures, lost revenues and other potential liabilities. Although we have taken and will continue to take significant steps to protect the security and integrity of our information and although we have implemented policies and procedures to enhance data privacy and security, there can be no assurance that our efforts will prevent breakdowns, system failures, breaches of our systems or other cyber incidents or otherwise be fully effective. Any such breakdown, breach or incident could adversely affect our business, prospects, financial condition or results of operations, and any insurance that we may have for cyber incidents may not cover such risks or be sufficient to compensate us for losses that may occur.

#### *Cybersecurity Governance*

Our Chief Information Officer (“CIO”) is responsible for assessing and managing cybersecurity risks in collaboration with the Senior Director of IT Governance, Service Delivery and the Senior Director of Global Infrastructure, and Senior Information Security Architect, who manage our day-to-day cybersecurity-related matters and keep abreast of cybersecurity news, events and incidents through regular course monitoring and updates. These individuals average over 25 years of professional experience in various roles across multiple industries involving managing information security, developing cyber security strategy, implementing cybersecurity programs, and managing multiple industry and regulatory compliance environments (including over 15 years of collective experience working for public companies in similar roles prior to joining the Company). Our Senior Information Security Architect has several information technology-related certifications, including as a Certified Information Systems Security Professional (“CISSP”).

When detected, suspected cybersecurity threats are escalated to the CIO and incident response team. The CIO then creates a Cybersecurity Incident Response Team (“CSIRT”) which, depending on the incident, comprises the incident coordinator, cybersecurity staff, legal counsel and other stakeholders as appropriate. The CSIRT investigates and manages the impact of cybersecurity incidents in accordance with our security incident response procedures. The incident response plan provides for our CIO and our CIO’s team to work closely with our Chief Financial Officer, General Counsel and other key stakeholders, as appropriate, to assess the materiality of the incident and any impact to the Company’s operations or financial position. Pursuant to the incident response plan and the Company’s Disclosure Controls and Procedures, potentially material cyber incidents are escalated to the Company’s Disclosure Committee to evaluate, in consultation with the Chair of the Audit Committee of our Board of Directors as needed, whether an incident is required to be reported on a Form 8-K.

Our Board and the Board’s Audit Committee oversee the Company’s enterprise risk management (“ERM”) program, including the Company’s assessments of cybersecurity risks and exposures and the Company’s processes to safeguard assets and manage material cybersecurity risks. On an annual basis, the Board reviews the Company’s principal current and future risk exposures, including cybersecurity risks and exposures. The Audit Committee bears principal responsibility for overseeing the Company’s major financial risk and enterprise exposures and the steps management has taken to monitor and control such exposures, including an annual session with our CIO on the Company’s procedures and policies for assessing and managing cybersecurity risks and disclosing any material cybersecurity incidents. In performing these oversight functions, the Board and Audit Committee rely on advice, reports and opinions of management, counsel and our internal and external auditors, including mid-year and year-end cyber inquiries by our external auditors on various aspects of the Company’s cybersecurity program, processes and training.

#### *Use of Independent Experts*

The Company engaged an independent expert to conduct annual external and internal penetration tests beginning in the fourth quarter of 2021 and to assess our cybersecurity program against the NIST CSF in late 2022. We plan to continue to engage independent experts to periodically test our cybersecurity policies for their effectiveness.

## Item 2. Properties

Our corporate headquarters is in Broadview Heights, Ohio, our Sterigenics headquarters is in Oakbrook, Illinois, our Nordion headquarters is in Kanata, Ontario and our Nelson Labs headquarters is in Taylorsville, Utah. As of December 31, 2023, we operated 63 facilities in North America, South America, Europe and Asia. The following table identified the number of owned and leased facilities, other than our headquarters listed above. We believe that our facilities are adequate for our current needs and that suitable additional or substitute space will be available as needed to accommodate planned expansion of our operations.

<u>Segment<sup>(1)</sup></u>	<u>Owned Facilities</u>	<u>Owned/Leased Facilities<sup>(2)</sup></u>	<u>Leased Facilities</u>
Sterigenics	29	3	16
Nelson Labs	5	1	7
Nordion	1	—	1

- (1) Seven of our Sterigenics and Nelson Labs facilities are located at the same address but are considered separate facilities because they require separate infrastructure. Two of our Sterigenics facilities are located at the same address but are considered separate facilities because they provide different sterilization modalities and require separate infrastructure.
- (2) Owned/leased facilities are comprised of multiple buildings, with some leased and some owned.

## Item 3. Legal Proceedings

From time to time, we may be subject to various legal proceedings arising in the ordinary course of our business, including claims relating to personal injury, property damage, workers' compensation, employee safety and our disclosures as a Nasdaq-listed, publicly-traded company. In addition, from time to time, we receive communications from government or regulatory agencies concerning investigations or allegations of noncompliance with laws or regulations in jurisdictions in which we operate. At this time, and except as is noted herein, we are unable to predict the outcome of, and cannot reasonably estimate the impact of, any pending litigation matters, matters concerning allegations of non-compliance with laws or regulations and matters concerning other allegations of other improprieties, or the incidence of any such matters in the future. Information regarding our legal proceedings is included below.

### Legal Proceedings Described in Note 20, "Commitments and Contingencies" of Our Consolidated Financial Statements

Note 20, "Commitments and Contingencies" to our consolidated financial statements for the year ended December 31, 2023 contained in this Annual Report on Form 10-K includes information on legal proceedings that constitute material contingencies for financial reporting purposes that could have a material effect on our financial condition or results of operations. This item should be read in conjunction with Note 20, "Commitments and Contingencies" for information regarding the following legal proceedings, which information is incorporated into this item by reference:

- Ethylene Oxide Tort Litigation – Illinois, Georgia and New Mexico;
- Insurance Coverage for Environmental Liabilities; and
- Sotera Health Company Securities Litigation and Related Matters.

### Legal Proceedings That Are Not Described in Note 20, "Commitments and Contingencies" to Our Consolidated Financial Statements

In addition to the matters identified in Note 20, "Commitments and Contingencies" to our consolidated financial statements for the year ended December 31, 2023 contained in this Annual Report on Form 10-K, and incorporated into this item by reference, the following matters also constitute material pending legal proceedings, other than ordinary course litigation incidental to our business, to which we are or any of our subsidiaries is a party.

#### *Zoetermeer, Holland Criminal Proceedings and Criminal Financial Investigation*

In 2010, the Dutch Public Prosecution Service started criminal proceedings against our subsidiary DEROSS Holding B.V. ("DEROSS"), in relation to alleged environmental permit violations for EO emissions in the period from 2004 to 2009 at its Zoetermeer processing facility. We agreed to defend and indemnify the two individuals overseeing environmental compliance during the time period of the alleged claims by the Public Prosecutor. In November 2010, the Public Prosecution Service also



started a criminal financial investigation against DEROSS to determine whether it obtained illegal advantages by committing the alleged criminal offenses noted above.

In February 2018, DEROSS and the two individuals received favorable judgments from the trial court, which did not hold any of them responsible for the alleged criminal offenses. In March 2018, the Public Prosecutor filed an appeal. In May 2023, the Public Prosecutor agreed to a resolution of the proceedings against DEROSS and the two individuals. The resolution was completed in December 2023, with the Public Prosecutor not appealing further against the 2018 favorable judgments of the trial court, and DEROSS making a contribution of €990,000 to a charity, which was funded from an escrow established in 2011 to satisfy indemnity claims for losses related to this matter.

While we have received letters in past years from a small number of individuals claiming to live or work in the vicinity of the Zoetermeer facility, no civil claims have been filed against DEROSS or us. There can be no assurance that individuals living in the vicinity of the Zoetermeer facility will not file civil claims at some time in the future.

#### *Notice of Violation at Queensbury, New York Ethylene Oxide Sterilization Facility*

In late May 2023, Sterigenics' Queensbury, New York facility experienced a power outage that resulted in a failure to restart the facility's scrubber system (part of the facility's emission control systems). The disruption of the facility's scrubber lasted for approximately 48 hours. Upon discovering the disruption, the facility restarted the scrubber to control emissions within the system and then ceased operations. Operating without the scrubber resulted in nine intermittent releases of EO over a period of 48 hours from the 78-foot stack at the facility.

Sterigenics promptly notified the New York State Department of Environmental Conservation ("DEC") and US EPA about the failure of the scrubber system and resulting releases of EO. Sterigenics implemented remedial measures to prevent a recurrence in the event of future power outages and, with the DEC's approval, resumed operations at the Queensbury facility 12 days after ceasing operations. In May 2023, Sterigenics received a Notice of Violation ("NOV") from the DEC. In September 2023, the DEC offered to settle the NOV for an immaterial amount plus proposed requirements to implement additional emissions monitoring and back-up power capabilities at the facility. Settlement negotiations are continuing.

#### *Notices of Violation at Vernon and Ontario, California Ethylene Oxide Sterilization Facilities*

In 2022, the South Coast Air Quality Management District ("SCAQMD") in Southern California initiated an investigation into EO sterilization facilities located in the SCAQMD region, including Sterigenics' facilities in Vernon and Ontario, California. In connection with this investigation, SCAQMD issued NOVs to the Vernon and Ontario facilities alleging violations of SCAQMD operational, maintenance, permitting and reporting requirements and that levels of ambient EO detected by SCAQMD during 2022 caused a public nuisance for off-site workers around the facilities in violation of general prohibitions on emissions. Sterigenics disputes the allegations. In December 2023, Sterigenics offered to settle the NOVs for an immaterial amount. Settlement negotiations are continuing.

#### **Item 4. Mine Safety Disclosures**

Not applicable.

## Part II

### Item 5. Market for Registrant’s Common Equity, Related Stockholder Matters and Issuer Purchases of Equity Securities

#### Market Information for Common Stock

The Company’s common stock is listed on the Nasdaq under the ticker symbol “SHC.”

#### Holders

As of February 20, 2024, we had approximately 83 holders of record of our common stock. This number does not include the beneficial owners of our common stock who hold their shares through banks, brokers or other financial institutions.

#### Dividends

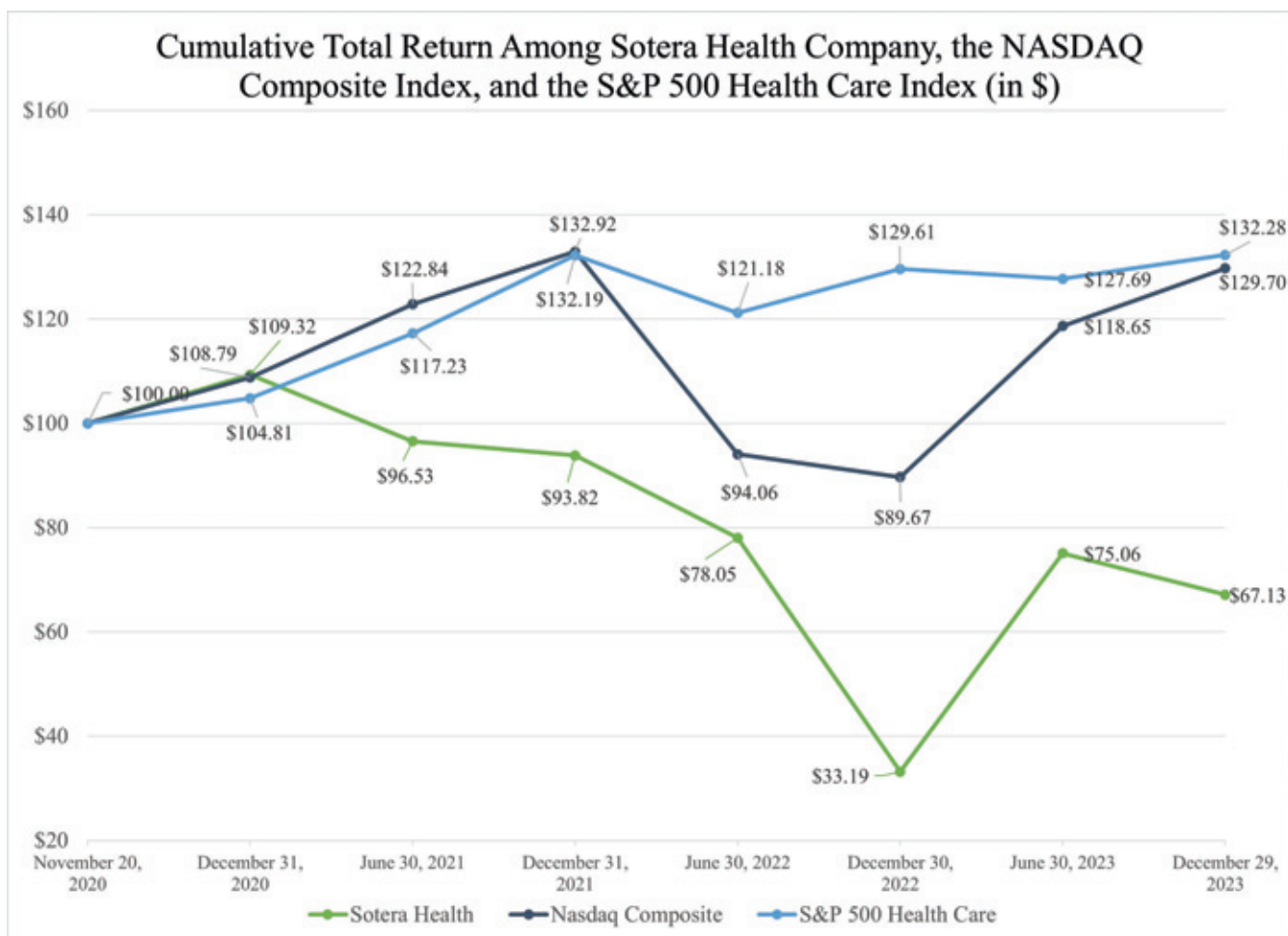
We do not currently expect to pay any dividends on our common stock. Instead, we intend to use any future earnings for the operation and growth of our business and the repayment of indebtedness.

Future cash dividends, if any, will be at the discretion of our board of directors and will depend upon, among other things, our financial condition, earnings, capital requirements, level of indebtedness, statutory and contractual restrictions applicable to the payment of dividends and other considerations that our board of directors may deem relevant. The timing and amount of future dividend payments will be at the discretion of our board of directors.

Because we are a holding company and have no direct operations, we will only be able to pay dividends from our available cash on hand and any funds we receive from our subsidiaries. The agreements governing our existing indebtedness contain negative covenants that limit, among other things, our ability to pay cash dividends on our common stock, and the terms of any future loan agreement into which we may enter or any additional debt securities we may issue are likely to contain similar restrictions on the payment of dividends. In addition, Delaware law imposes requirements that may restrict our ability to pay dividends.

#### Stock Performance Graph

The following graph compares the cumulative total return to stockholders on our common stock relative to the cumulative total returns of the Nasdaq Composite Index and the Standard and Poors (“S&P”) 500 Global Health Care Index. An investment of \$100 (with reinvestment of all dividends) is assumed to have been made in our common stock and in each index on November 20, 2020, the date our common stock began trading on the Nasdaq, and its relative performance is tracked through December 31, 2023. The returns shown are based on historical results and are not intended to suggest future performance.



The graph and other information furnished under this Part II Item 5 of this annual report on Form 10-K shall not be deemed to be “soliciting material” or to be “filed” with the SEC or subject to Regulation 14A or 14C under, or to the liabilities of Section 18 of, the Exchange Act.

**Item 6. [Reserved]**

**Item 7. Management’s Discussion and Analysis of Financial Condition and Results of Operations**

*You should read the following discussion and analysis in conjunction with our consolidated financial statements and related notes included elsewhere in this Annual Report on Form 10-K. This discussion and analysis contains forward-looking statements that are based on management’s current expectations, estimates and projections about our business and operations. Our actual results may differ materially from those currently anticipated and expressed in such forward-looking statements as a result of various factors, including the factors we describe in Item 1A, “Risk Factors” and elsewhere in this Annual Report on Form 10-K.*

**OVERVIEW**

We are a leading global provider of mission-critical end-to-end sterilization solutions, lab testing and advisory services for the healthcare industry. We are driven by our mission: Safeguarding Global Health®. We provide end-to-end sterilization as well as microbiological and analytical lab testing and advisory services to help ensure that medical, pharmaceutical and food products are safe for healthcare practitioners, patients and consumers in the United States and around the world. Our customers include over 40 of the top 50 medical device companies and nine of the top ten global pharmaceutical companies (based on revenue). Our services are an essential aspect of our customers’ manufacturing processes and supply chains, helping to ensure sterilized medical products reach healthcare practitioners and patients. Most of these services are necessary for our customers to satisfy applicable government requirements.

We are a trusted partner to approximately 5,000 customers in over 50 countries. We give our customers confidence that their products meet regulatory, safety and effectiveness requirements. With our industry-recognized scientific and technological expertise, we help to ensure the safety of millions of patients and healthcare practitioners around the world every year. Across our 63 facilities worldwide, we have over 3,000 employees who are dedicated to safety and quality.

We serve our customers throughout their product lifecycles, from product design to manufacturing and delivery, helping to ensure the sterility, effectiveness and safety of their products for the end user. We operate across two core businesses: sterilization services and lab services. Each of our businesses has a longstanding record and is a leader in its respective market, supported and connected by our core capabilities including deep end market, regulatory, technical and logistics expertise. The combination of Sterigenics, our terminal sterilization business, and Nordion, our Co-60 supply business, makes us the only vertically integrated global gamma sterilization provider in the sterilization industry. This provides us with additional insights and allows us to better serve our customers. For financial reporting purposes, our sterilization services business breaks out into two reportable segments, Sterigenics and Nordion, and our lab services business constitutes a third reportable segment, Nelson Labs.

For the year ended December 31, 2023, we recorded net revenues of \$1,049.3 million, net income of \$51.4 million, Adjusted Net Income of \$230.1 million and Adjusted EBITDA of \$528.0 million. Adjusted Net Income and Adjusted EBITDA are financial measures not based on any standardized methodology prescribed by U.S. Generally Accepted Accounting Principles (“GAAP”). For the definition of Adjusted Net Income and Adjusted EBITDA and the reconciliation of these non-GAAP measures from net income (loss), please see “Non-GAAP Financial Measures.”

## TRENDS AND KEY FACTORS AFFECTING OUR RESULTS OF OPERATIONS

We expect that our performance and financial condition will continue to be driven by the key trends impacting our industries, customers and their end markets as outlined in Item 1, “Business”. In addition, we believe the following trends and key factors have underpinned our recent operating results and may continue to affect our performance and financial condition in future periods.

- **Business and market conditions.** Consolidated revenue and total segment income for the year ended December 31, 2023 increased from the year ended December 31, 2022, which was primarily a result of favorable pricing across all three segments, partially offset by volume decline and an unfavorable business mix.

As discussed in Item 1A, “Risk Factors”, a portion of our supply of Co-60 is generated by Russian nuclear reactors. We continue to monitor the potential for disruption in the supply of Co-60 from Russian nuclear reactors. There was no impact to our supply or revenue in the year ended December 31, 2023.

- **Investment initiatives.** We continue to advance our growth-related investments, including our three active capacity expansion projects within the Sterigenics segment and Co-60 development projects in the Nordion segment. In addition, Nelson Labs has progressed with expansion efforts to support pharma testing services alongside enhancements to its lab information management system. For the year ended December 31, 2023, capital expenditures increased by \$32.6 million compared to the year ended December 31, 2022.
- **Disciplined and strategic M&A activity.** We remain committed to our highly disciplined acquisition strategy and continue to seek suitable acquisition targets.
- **Litigation costs.** We are currently the subject of tort lawsuits alleging personal injury by purported exposure to EO used, emitted or released by current facilities in Atlanta, Georgia and Santa Teresa, New Mexico and our former facility in Willowbrook, Illinois. In addition, we are defendants in a lawsuit brought by the State of New Mexico Attorney General alleging that emissions of EO from our Santa Teresa facility have deteriorated the air quality in Santa Teresa and surrounding communities and materially contributed to increased health risks suffered by residents of those communities. We maintain that these facilities did not pose and do not pose any safety risk to their surrounding communities. We deny the allegations in these lawsuits and are vigorously defending against these claims. See Item 3, “Legal Proceedings” and Note 20, “Commitments and Contingencies” to our consolidated financial statements.

For the years ended December 31, 2023 and 2022 and 2021, we recorded costs of \$72.1 million, \$72.6 million and \$45.7 million, respectively, representing professional fees and other expenses related to litigation associated with our EO sterilization facilities (including \$26.8 million of interest expense, net on Term Loan B for the year ended December 31, 2023 attributable to the loan proceeds that were used to fund the \$408.0 million Illinois EO litigation settlement).

With respect to the litigation related to our Atlanta, Georgia facility, in October 2023, two subsidiaries of Sotera Health Company, Sotera Health LLC and Sterigenics U.S., LLC (together with Sotera Health LLC, the “Settling Defendants”), agreed to pay \$35.0 million to settle 79 of the Atlanta Cases, including a personal injury case that was scheduled to begin trial in the State Court of Gwinnett County that month, and 78 other cases being pursued by the same Plaintiff’s counsel in the personal injury case that was scheduled to begin trial in October 2023 (the “Atlanta Settlement”). The Atlanta Settlement was completed in January 2024, with the settling plaintiffs agreeing to file the necessary dismissals and, where required, motions for court approval.

The Company denies any liability and the Atlanta Settlement explicitly provides that the settlement is not to be construed as an admission of any liability or that emissions from Sterigenics’ Atlanta facility have ever posed any safety hazard to the surrounding communities.

With respect to the litigation related to our former Willowbrook, Illinois facility, in 2023, the Settling Defendants completed a settlement resolving 880 Willowbrook Cases for \$408.0 million, including the two cases in which there were jury trials during 2022 (the “Willowbrook Settlement”). On July 6, 2023, the settled claims were dismissed with prejudice, with the Circuit Court of Cook County retaining jurisdiction to adjudicate disputes over liens on settlement proceeds to be paid to settling plaintiffs and to oversee the administration of the settlements of wrongful death cases.

The Willowbrook Settlement Agreements provided a pathway to comprehensively resolve the claims pending and threatened against the Company in Illinois and thereby enabled the Company to focus its attention on operating the business. The Company denies any liability and maintains that its Willowbrook, Illinois operations did not pose a safety risk to the community in which it operated and believes the evidence ultimately would have compelled the rejection of the plaintiffs’ claims.

See Note 20, “Commitments and Contingencies” to our consolidated financial statements for additional information on EO tort litigation.

- **Borrowings, financing costs and financial leverage.** On February 23, 2023 the Company successfully closed on a new senior secured Term Loan B facility in an aggregate principal amount of \$500.0 million. The Company used the proceeds of this debt to pay down existing borrowings under the Company’s Revolving Credit Facility, to fund the \$408.0 million EO litigation settlement in Cook County, Illinois and for other general corporate purposes.

On March 21, 2023, the Company also entered into an Incremental Facility Amendment to the First Lien Credit Agreement (“Revolving Credit Facility Amendment”), which provides for an increase in the commitments under the existing revolving credit facility in an aggregate principal amount of \$76.3 million. The Revolving Credit Facility Amendment also provides additional commitments for the issuance of letters of credit under the Revolving Credit Facility Amendment, and the aggregate amount of the revolving commitments under the Revolving Credit Facility is \$423.8 million.

## COMPONENTS OF OUR RESULTS OF OPERATIONS

### Net Revenues

Service revenues consist of revenue generated from contract sterilization and lab testing and advisory services within our Sterigenics and Nelson Labs segments, respectively. Service revenues also consist of Co-60 installation and disposal revenues and gamma irradiation system refurbishments and installation services within our Nordion segment. Product revenues consist of revenues generated from sales of Co-60 radiation sources and gamma irradiation systems. Provisions for discounts, rebates to customers, and other adjustments are provided for as reductions in net revenues. Refunds, returns, warranties and other related obligations are not material to any of our business units, nor do we incur material incremental costs to secure customer contracts.

### Cost of Revenues

Our cost of revenues consists primarily of direct materials, utilities, labor and related benefit costs, and depreciation and amortization. Although the cost of utilities and direct materials can fluctuate, the remaining components of cost of revenues are generally more stable. Direct material costs relating to service revenues primarily includes EO gas, nitrogen gas and Co-60. The physical decay of Co-60 assets is included within depreciation expense as a cost of revenue. Direct material costs relating to product revenues also include the costs associated with acquiring Co-60 in finished or semi-finished form, acquiring Co-59 in a form ready for insertion into reactors for conversion into Co-60, the reactor time and associated services to convert Co-59 into Co-60, and parts and equipment associated with building and maintaining gamma irradiation systems.



## **Operating Expenses**

### ***SG&A Expenses***

SG&A primarily consists of compensation and benefits costs and general operating and administrative expenses, including professional service fees (which include finance and legal costs), travel and entertainment expenses, and other general and administrative expenses. Share-based compensation expense is also included in SG&A.

### ***Amortization of Intangible Assets***

Amortization of intangible assets primarily consists of expense associated with customer relationship intangibles, the majority of which relate to the fair values attributed to these assets upon the recapitalization of the Company in connection with the acquisition by the Sponsors in 2015. These customer relationship intangibles were initially assigned a weighted average useful life of ten years and have a remaining useful life of approximately two years. These customer relationship intangible assets account for \$49.0 million of our current annual amortization expense and are expected to be fully amortized in 2025.

Amortization expense fluctuates when we have an acquisition, disposition, impairment charge, or as their useful lives expire. We expect intangible assets related to future acquisitions and the associated amortization expense to increase over time as we execute on our strategy to pursue acquisition targets that are complementary to our businesses.

### ***Impairment***

We review tangible and intangible assets for impairment on a regular basis.

## **Operating Income**

Operating income represents gross profit, less SG&A, amortization of intangible assets and impairment charges.

## **Interest Expense, Net**

Interest expense, net, represents interest paid or accruing on our outstanding indebtedness and the amortization of debt discount and debt issuance costs. Interest expense is affected by changes in average outstanding indebtedness (including finance lease obligations) and variable interest rates. We present interest expense net of interest income, which primarily consists of interest earned on cash on hand.

## **Illinois EO litigation settlement**

On January 9, 2023, the Company reached agreements to settle approximately 880 pending and threatened EO claims against the Settling Defendants in the Circuit Court of Cook County, Illinois, and US District Court for the Northern District of Illinois. Under the terms of the agreements, the Company paid \$407.7 million to settle the claims.

## **Georgia EO litigation settlement**

On October 16, 2023, the Company reached an agreement to resolve 79 EO claims against the Settling Defendant in the State of Georgia. Under the terms of the agreements, the Company paid \$35.0 million to settle the claims.

## **Impairment of investment in unconsolidated affiliate**

During the year ended December 31, 2022, we recorded an impairment charge of \$9.6 million related to a joint venture investment, which was acquired as part of the 2020 acquisition of Iotron Industries Canada, Inc. (“Iotron”). Due to a shift in business strategy, the joint venture will not proceed, and our joint venture partner will continue to rely on our other existing operating facilities. Based on these facts and circumstances, we concluded that the investment was impaired.

## **Other Income, Net**

Other income, net primarily consists of changes in the fair value of the embedded derivatives in Nordion’s contracts, the net impact of pension related benefits and income related to deferred income on a lease associated with the 2018 divestiture of the Medical Isotopes business.

## **Provision (Benefit) for Income Taxes**

Provision (benefit) for income taxes consists primarily of income taxes in foreign jurisdictions and U.S. federal and state income taxes.

## **Net Income (Loss) Attributable to Noncontrolling Interests**

We conduct our operations through our subsidiaries. As of December 31, 2023, our consolidated subsidiaries were wholly owned by us. In the second quarter of 2021, we purchased the outstanding noncontrolling interests of 15% and 33% in our two China subsidiaries. Prior to our acquisition of these noncontrolling interests, we consolidated the results of operations of these subsidiaries with our results of operations and reflected the noncontrolling interests on our Consolidated Statements of Operations and Comprehensive Income (Loss) as net income (loss) attributable to noncontrolling interests.

On March 11, 2021, we purchased the 15% noncontrolling interest that remained from the August 2018 acquisition of Gibraltar Laboratories, Inc. (known as Nelson Laboratories Fairfield, Inc.) (“Nelson Labs Fairfield”). As the purchase of this noncontrolling interest was mandatorily redeemable, no earnings were allocated to this noncontrolling interest.

In July 2020, we acquired a 60% equity ownership interest in a joint venture to construct an E-beam facility in Alberta, Canada in connection with our acquisition of Iotron. Refer to Note 4, “Acquisitions” of our consolidated financial statements for additional information. We have determined this to be an investment in a variable interest entity (“VIE”). The investment is not consolidated as the Company has concluded that we are not the primary beneficiary of the VIE. The Company accounts for the joint venture using the equity method. The investment is reflected within “Investment in unconsolidated affiliate” on the Consolidated Balance Sheets within our consolidated financial statements. During the year ended December 31, 2022, we recorded an impairment charge of \$9.6 million related to this joint venture investment as described in “Consolidated Results of Operations” below. In February 2023, we entered into a Share Purchase Agreement to transfer our equity ownership interest to the joint venture partner, thereby terminating our equity ownership interest.

## **Constant Currency Sales Growth (Non-GAAP)**

“Constant currency” is a non-GAAP financial measure we use to assess performance excluding the impact of foreign currency exchange rate changes. Constant currency sales growth is calculated by translating prior year sales in local currency at the average exchange rates applicable for the current period. The translated results are then used to determine year-over-year percentage increases or decreases. We generally refer to such amounts calculated on a constant currency basis as excluding the impact of foreign currency exchange rates. These results should be considered in addition to, not as a substitute for, results reported in accordance with GAAP. Results on a constant currency basis, as we present them, may not be comparable to similarly titled measures used by other companies and are not measures of performance presented in accordance with U.S. GAAP.

## **Adjusted Net Income and Adjusted EBITDA (Non-GAAP)**

We use Adjusted Net Income and Adjusted EBITDA, non-GAAP financial measures, as the principal measures of our operating performance. Management believes Adjusted Net Income and Adjusted EBITDA are useful because they allow management to more effectively evaluate our operating performance and compare the results of our operations from period to period without the impact of certain non-cash items and non-routine items that we do not expect to continue at the same level in the future and other items that are not core to our operations. We believe that these measures are useful to our investors because they provide a more complete understanding of the factors and trends affecting our business than could be obtained absent this disclosure. In addition, we believe Adjusted Net Income and Adjusted EBITDA will assist investors in making comparisons to our historical operating results and analyzing the underlying performance of our operations for the periods presented. Our management also uses Adjusted Net Income and Adjusted EBITDA in their financial analysis and operational decision-making and Adjusted EBITDA serves as the metric for attainment of our primary annual incentive program. Adjusted Net Income and Adjusted EBITDA may be calculated differently from, and therefore may not be comparable to, a similarly titled measure used by other companies.

For more information regarding our definition and calculation of Adjusted Net Income and Adjusted EBITDA, including information about its limitations as a tool for analysis and reconciliation to the most directly comparable financial measures calculated in accordance with GAAP, please see “Non-GAAP Financial Measures” within this Item.

## **Segment Income**

Segment income is the primary earnings measure we use to evaluate the performance of our reportable segments, as disclosed in Note 22, “Segment and Geographic Information” to our consolidated financial statements. Costs associated with support functions that are not directly associated with one of the three reportable segments, such as corporate operating expenses for executive management, accounting, information technology, legal, human resources, treasury, investor relations, corporate development, tax, purchasing, and marketing, are allocated to the segments based on net revenue. Corporate operating expenses that are directly incurred by a segment are reflected in each segment’s income. Segment income excludes certain items which

are included in “Income (loss) before taxes” as determined in our Consolidated Statements of Operations and Comprehensive Income (Loss).

## CONSOLIDATED RESULTS OF OPERATIONS

The following section summarizes the consolidated results of operations for the years ended December 31, 2023 and 2022. The discussion of the consolidated results of operation for the years ended December 31, 2022 and 2021 are presented within our Annual Report on Form 10-K for the year ended December 31, 2022 under “Item 7. Management’s Discussion and Analysis of Financial Condition and Results of Operations - Consolidated Results of Operations.”

### Year Ended December 31, 2023 as compared to Year Ended December 31, 2022

The following table sets forth the components of our results of operations for the years ended December 31, 2023 and 2022.

<i>(thousands of U.S. dollars)</i>	<u>2023</u>	<u>2022</u>	<u>\$ Change</u>	<u>% Change</u>
<b>Total net revenues</b>	<b>\$ 1,049,288</b>	\$ 1,003,687	\$ 45,601	4.5 %
<b>Total cost of revenues</b>	<b>472,130</b>	446,683	25,447	5.7 %
<b>Total operating expenses</b>	<b>300,466</b>	308,654	(8,188)	(2.7%)
<b>Operating income</b>	<b>276,692</b>	248,350	28,342	11.4 %
<b>Net income (loss)</b>	<b>51,376</b>	(233,570)	284,946	122.0%
<b>Adjusted Net Income<sup>(1)</sup></b>	<b>230,116</b>	270,219	(40,103)	(14.8)%
<b>Adjusted EBITDA<sup>(1)</sup></b>	<b>528,029</b>	506,249	21,780	4.3 %

- <sup>(1)</sup> Adjusted Net Income and Adjusted EBITDA are non-GAAP financial measures. For more information regarding our calculation of Adjusted Net Income and Adjusted EBITDA, including information about their limitations as tools for analysis and a reconciliation of net income (loss), the most directly comparable financial measure calculated and presented in accordance with GAAP, to Adjusted Net Income and Adjusted EBITDA, please see the reconciliation included below in “Non-GAAP Financial Measures.”

### Total Net Revenues

The following table compares our revenues by type for the year ended December 31, 2023 to the year ended December 31, 2022.

<i>(thousands of U.S. dollars)</i>	<u>2023</u>	<u>2022</u>	<u>\$ Change</u>	<u>% Change</u>
<b>Net revenues for the year ended December 31,</b>				
Service	<b>\$ 905,598</b>	\$ 864,828	\$ 40,770	4.7 %
Product	<b>143,690</b>	138,859	4,831	3.5 %
<b>Total net revenues</b>	<b>\$ 1,049,288</b>	\$ 1,003,687	\$ 45,601	4.5 %

Net revenues were \$1,049.3 million in the year ended December 31, 2023, an increase of \$45.6 million, or 4.5%, as compared with the prior year. Net revenues in the year ended December 31, 2023 increased approximately 4.2% compared with the same period in 2022 on a constant currency basis.

### Service revenues

Service revenues increased \$40.8 million, or 4.7%, to \$905.6 million in 2023 as compared to \$864.8 million in 2022. The increase in net service revenue was driven by favorable pricing of \$39.0 million and \$8.5 million in the Sterigenics and Nelson Labs segments, respectively, a \$6.7 million favorable impact from changes in foreign currency exchange rates across all segments and an increase in service revenue of \$2.4 million in the Nordion segment. These growth factors were partially offset by unfavorable service revenue volume and mix of \$15.8 million in the Nelson Labs and Sterigenics segments.

### Product revenues

Product revenues increased \$4.8 million, or 3.5%, to \$143.7 million in the year ended December 31, 2023 as compared to \$138.9 million in the year ended December 31, 2022. The increase in product revenues was attributable to favorable pricing of \$16.4 million, partially offset by a decline in overall sales volumes of \$8.1 million and an unfavorable change in foreign currency exchange rates of \$3.5 million. The volume decline stemmed mainly from a decline in demand for industrial-use Co-60 compared to the prior year.

### Total Cost of Revenues

The following table compares our cost of revenues by type for the year ended December 31, 2023 to the year ended December 31, 2022.

(thousands of U.S. dollars)

<b>Cost of revenues for the year ended December 31,</b>	<b>2023</b>	<b>2022</b>	<b>\$ Change</b>	<b>% Change</b>
Service	\$ 418,611	\$ 390,860	\$ 27,751	7.1 %
Product	53,519	55,823	(2,304)	(4.1)%
<b>Total cost of revenues</b>	<b>\$ 472,130</b>	<b>\$ 446,683</b>	<b>\$ 25,447</b>	<b>5.7 %</b>

Total cost of revenues accounted for approximately 45.0% and 44.5% of our consolidated net revenues for the year ended December 31, 2023 and 2022, respectively.

### Cost of service revenues

Cost of service revenues increased \$27.8 million for the year ended December 31, 2023 as compared to the prior year. The growth in cost of service revenues was partially driven by higher employee compensation costs of \$12.2 million. In addition, cost of services revenues was impacted by an increase of \$12.0 million of depreciation related to capital assets recently placed in service and a \$2.5 million unfavorable impact from changes in foreign currency exchange rates.

### Cost of product revenues

Cost of product revenues decreased \$2.3 million, or 4.1%, for the year ended December 31, 2023 as compared to the prior year. The decrease was primarily driven by a favorable impact from foreign currency exchange rates coupled with lower direct costs attributable to the decline in industrial-use Co-60 volumes as described above in "Product revenues."

### Operating Expenses

The following table compares our operating expenses for the year ended December 31, 2023 to the year ended December 31, 2022:

(thousands of U.S. dollars)

<b>Operating expenses for the Year Ended December 31,</b>	<b>2023</b>	<b>2022</b>	<b>\$ Change</b>	<b>% Change</b>
Selling, general and administrative expenses	\$ 236,667	\$ 245,714	\$ (9,047)	(3.7) %
Amortization of intangible assets	63,799	62,940	859	1.4 %
<b>Total operating expenses</b>	<b>\$ 300,466</b>	<b>\$ 308,654</b>	<b>\$ (8,188)</b>	<b>(2.7 %)</b>

Operating expenses accounted for approximately 28.6% and 30.8% of our consolidated net revenues for the year ended December 31, 2023 and 2022, respectively.

### SG&A

SG&A decreased \$9.0 million, or 3.7%, for the year ended December 31, 2023 as compared to the prior year. The decrease stemmed from a \$27.0 million decline in litigation and other professional services expenses associated with EO sterilization facilities, partially offset by an \$11.2 million increase in share-based compensation expense, a \$3.3 million increase in selling

and administrative compensation-related costs and a \$2.0 million increase in professional services fees in support of various business enhancement and compliance efforts.

#### *Amortization of intangible assets*

Amortization of intangible assets increased \$0.9 million or 1.4% for the year ended December 31, 2023, compared to the prior year, due mainly to changes in foreign currency exchange rates.

#### *Interest Expense, Net*

Interest expense, net increased \$62.7 million, or 78.3%, for the year ended December 31, 2023 as compared to the prior year. The increase was driven by a higher variable interest rate on borrowings previously outstanding in the same period of the prior year, resulting in \$59.0 million of incremental interest expense coupled with interest expense of \$38.7 million on incremental borrowings. In addition, amortization of debt issuance costs and debt discounts increased by \$3.3 million. Partially offsetting the increase was a \$16.1 million reduction to interest expense arising from a net favorable change in interest rate derivative activity, an \$8.5 million reduction to interest expense for interest capitalized on fixed assets and a \$13.7 million increase in interest income on cash and cash equivalents on deposit at financial institutions. The weighted average interest rate on our outstanding debt was 8.55% and 7.16% at December 31, 2023 and 2022, respectively.

#### *Illinois EO litigation settlement*

On January 9, 2023, the Company reached agreements to settle approximately 880 pending and threatened EO claims against the Settling Defendants in the Circuit Court of Cook County, Illinois, and US District Court for the Northern District of Illinois. Under the binding Term Sheets, the Company paid \$407.7 million to settle the claims. As this event provided additional evidence of conditions that existed as of December 31, 2022, we recorded a \$407.7 million charge to expense on December 31, 2022.

#### *Georgia EO litigation settlement*

On October 16, 2023, the Company reached an agreement to resolve 79 EO claims against the Settling Defendants in the State of Georgia. Under the terms of the agreement, the Company paid \$35.0 million in January 2024 to settle the claims.

#### *Impairment of investment in unconsolidated affiliate*

During the year ended December 31, 2022, we recorded an impairment charge of \$9.6 million related to a joint venture investment, which was acquired as part of the 2020 Iotron acquisition. Due to a shift in business strategy, the joint venture did not proceed. Based on these facts and circumstances, we concluded that the investment was impaired as of June 30, 2022.

#### *Foreign Exchange Loss*

Foreign exchange loss was \$0.2 million for the year ended December 31, 2023 as compared to \$0.1 million in the prior year. The change in foreign exchange loss in our Consolidated Statements of Operations and Comprehensive Income (Loss) mainly relates to short-term gains and losses on transactions denominated in currencies other than the functional currency of our operating entities. As described in Note 21, "Financial Instruments and Financial Risk", we enter into monthly U.S. dollar-denominated foreign currency forward contracts to manage foreign currency exchange rate risk related to our international subsidiaries.

#### *Other Income, Net*

Other income, net was \$7.4 million for the year ended December 31, 2023, an increase of \$0.9 million or 14.5% as compared to the prior year. The fluctuation was primarily driven by \$3.0 million of favorable changes in the fair value of embedded derivatives in Nordion's purchase contracts, partially offset by a \$1.5 million decline in pension income at Nordion.

#### *Provision (Benefit) for Income Taxes*

Provision for income tax was \$54.7 million for the year ended December 31, 2023 as compared to a benefit of \$9.5 million in the prior year. The change was primarily attributable to the recognition of pre-tax income of \$106.0 million in the year ended



December 31, 2023 compared to pretax loss of \$243.1 million for the year ended December 31, 2022, which was driven by the \$408.0 million Illinois EO litigation settlement accrual.

Provision for income taxes for the year ended December 31, 2023 differed from the statutory rate of 21% primarily due to an increase in the partial valuation allowance against our excess interest expense as well as federal and state net operating loss carryforward balances, the impact of the foreign rate differential and nondeductible equity compensation, partially offset by state taxes (net of federal benefit). The provision for income taxes for the year ended December 31, 2022 differed from the statutory rate of 21% primarily due to an increase in the partial valuation allowance against our excess interest expense carryforward balance, \$8.0 million of state tax attributes, the impact of the foreign rate differential, partially offset by state taxes (net of federal benefit).

### ***Net Income (Loss), Adjusted Net Income and Adjusted EBITDA***

Net income for the year ended December 31, 2023 was \$51.4 million, as compared to net loss of \$233.6 million for the year ended December 31, 2022 driven largely by the Illinois EO litigation settlement reserve. Adjusted Net Income was \$230.1 million for the year ended December 31, 2023, as compared to \$270.2 million for the year ended December 31, 2022, due to the factors described above. Adjusted EBITDA was \$528.0 million for the year ended December 31, 2023, as compared to \$506.2 million for the year ended December 31, 2022, due to the factors described above. Please see “Non-GAAP Financial Measures” below for a reconciliation of Adjusted Net Income and Adjusted EBITDA to their most directly comparable financial measure calculated and presented in accordance with GAAP.

### **NON-GAAP FINANCIAL MEASURES**

To supplement our consolidated financial statements presented in accordance with GAAP, we consider Adjusted Net Income and Adjusted EBITDA, financial measures that are not based on any standardized methodology prescribed by GAAP.

We define Adjusted Net Income as net income (loss) before amortization and certain other adjustments that we do not consider in our evaluation of our ongoing operating performance from period to period as discussed further below. We define Adjusted EBITDA as Adjusted Net Income before interest expense, depreciation (including depreciation of Co-60 used in our operations) and income tax provision applicable to Adjusted Net Income.

We use Adjusted Net Income and Adjusted EBITDA, non-GAAP financial measures, as the principal measures of our operating performance. Management believes Adjusted Net Income and Adjusted EBITDA are useful because they allow management to more effectively evaluate our operating performance and compare the results of our operations from period to period without the impact of certain non-cash items and non-routine items that we do not expect to continue at the same level in the future and other items that are not core to our operations. We believe that these measures are useful to our investors because they provide a more complete understanding of the factors and trends affecting our business than could be obtained absent this disclosure. In addition, we believe Adjusted Net Income and Adjusted EBITDA will assist investors in making comparisons to our historical operating results and analyzing the underlying performance of our operations for the periods presented. Our management also uses Adjusted Net Income and Adjusted EBITDA in their financial analysis and operational decision-making and Adjusted EBITDA serves as the basis for the metric we utilize to determine attainment of our primary annual incentive program. Adjusted Net Income and Adjusted EBITDA may be calculated differently from, and therefore may not be comparable to, a similarly titled measure used by other companies.

Adjusted Net Income and Adjusted EBITDA should not be considered in isolation from, or as a substitute for, financial information prepared in accordance with GAAP. There are a number of limitations related to the use of Adjusted Net Income and Adjusted EBITDA rather than net income (loss), the nearest GAAP equivalent. For example, Adjusted Net Income and Adjusted EBITDA primarily exclude:

- certain recurring non-cash charges such as depreciation of fixed assets, although these assets may have to be replaced in the future, as well as amortization of acquired intangible assets and asset retirement obligations;
- costs of acquiring and integrating businesses, which will continue to be a part of our growth strategy;
- non-cash gains or losses from fluctuations in foreign currency exchange rates, and the mark-to-fair value of derivatives not designated as hedging instruments, which includes embedded derivatives relating to certain customer and supply contracts at Nordion;
- impairment charges on long-lived assets, intangible assets and investments accounted for under the equity method;
- loss on extinguishment of debt incurred in connection with refinancing or early extinguishment of long-term debt;

- expenses and charges related to the litigation, settlement agreements, and other activities associated with our EO sterilization facilities, including those in Willowbrook, Illinois, Atlanta, Georgia and Santa Teresa, New Mexico, even though that litigation remains ongoing;
- in the case of Adjusted EBITDA, interest expense or the cash requirements necessary to service interest or principal payments on our indebtedness; and
- share-based compensation expense, which has been, and will continue to be for the foreseeable future, a significant recurring expense and an important part of our compensation strategy.

In evaluating Adjusted Net Income and Adjusted EBITDA, you should be aware that, in the future, we will incur expenses similar to the adjustments in this presentation. Our presentations of Adjusted Net Income and Adjusted EBITDA should not be construed as suggesting that our future results will be unaffected by these expenses or any unusual or non-recurring items. When evaluating our performance, you should consider Adjusted Net Income and Adjusted EBITDA alongside other financial performance measures, including our net income and other GAAP measures.

The following table presents a reconciliation of net income (loss), the most directly comparable financial measure calculated and presented in accordance with GAAP to Adjusted Net Income and Adjusted EBITDA, for each of the periods indicated:

<i>(in thousands)</i>	Year Ended December 31,	
	2023	2022
<b>Net income (loss)</b>	<b>\$ 51,376</b>	<b>\$ (233,570)</b>
Amortization of intangibles	81,348	81,554
Share-based compensation <sup>(a)</sup>	32,364	21,211
Loss (gain) on foreign currency and derivatives not designated as hedging instruments, net <sup>(b)</sup>	(1,552)	3,150
Acquisition and divestiture related charges, net <sup>(c)</sup>	937	1,398
Business optimization project expenses <sup>(d)</sup>	7,310	2,226
Plant closure expenses <sup>(e)</sup>	(585)	4,730
Impairment of investment in unconsolidated affiliate <sup>(f)</sup>	—	9,613
Professional services relating to EO sterilization facilities <sup>(g)</sup>	72,122	72,639
Illinois EO litigation settlement <sup>(h)</sup>	—	408,000
Georgia EO litigation settlement <sup>(i)</sup>	35,000	—
Accretion of asset retirement obligations <sup>(j)</sup>	2,413	2,194
COVID-19 expenses <sup>(k)</sup>	—	155
Income tax benefit associated with pre-tax adjustments <sup>(l)</sup>	(50,617)	(103,081)
<b>Adjusted Net Income</b>	<b>230,116</b>	<b>270,219</b>
Interest expense, net <sup>(m)</sup>	116,068	78,490
Depreciation <sup>(n)</sup>	76,577	64,000
Income tax provision applicable to Adjusted Net Income <sup>(o)</sup>	105,268	93,540
<b>Adjusted EBITDA<sup>(p)</sup></b>	<b>\$ 528,029</b>	<b>\$ 506,249</b>

- (a) Represents share-based compensation expense to employees and non-employee directors. See Note 16, “Share-Based Compensation” for further information.
- (b) Represents the effects of (i) fluctuations in foreign currency exchange rates, (ii) non-cash mark-to-fair value of embedded derivatives relating to certain customer and supply contracts at Nordion, and (iii) unrealized gains and losses on interest rate derivatives not designated as hedging instruments.
- (c) Represents (i) certain direct and incremental costs related to the acquisitions of RCA and BioSciences Labs and certain related integration efforts as a result of those acquisitions, (ii) the earnings impact of fair value adjustments (excluding those recognized within amortization expense) resulting from the businesses acquired, (iii) transition services income and non-cash deferred lease income associated with the terms of the divestiture of the Medical Isotopes business in 2018.
- (d) Represents professional fees exit costs, severance and other payroll costs, and other costs associated with business optimization and cost savings projects, operating structure realignment and other process enhancement projects.
- (e) Represents professional fees, severance and other payroll costs, and other costs including ongoing lease and utility expenses associated with the closure of the Willowbrook, Illinois facility. The year ended December 31, 2023 also includes a \$1.0 million cancellation fee received from a tenant in connection with the termination of an office space lease at the Nordion facility.
- (f) Represents an impairment charge on an equity method investment in a joint venture. Refer to Note 1, “Significant Accounting Policies” for further information.

- (g) Represents litigation and other professional fees associated with our EO sterilization facilities. This includes \$26.8 million of interest expense, net for the year ended December 31, 2023 associated with Term Loan B that was issued to finance the \$408.0 million settlement of 880 pending and threatened EO claims against the Defendant Subsidiaries in Illinois under Settlement Agreements entered into on March 28, 2023. See Note 20, “Commitments and Contingencies”.
- (h) Represents the cost to settle 880 pending and threatened EO claims against the Defendant Subsidiaries in Illinois pursuant to Settlement Agreements entered into on March 28, 2023. See Note 20, “Commitments and Contingencies”.
- (i) Represents the cost to settle 79 pending EO claims against the Settling Defendants in Georgia under a settlement term sheet entered into on December 21, 2023. See Note 20, “Commitments and Contingencies”.
- (j) Represents non-cash accretion of asset retirement obligations related to Co-60 gamma and EO processing facilities, which are based on estimated site remediation costs for any future decommissioning of these facilities and are accreted over the life of the asset.
- (k) Represents non-recurring costs associated with the COVID-19 pandemic, including incremental costs to implement workplace health and safety measures.
- (l) Represents the income tax impact of adjustments calculated based on the tax rate applicable to each item. We eliminate the effect of tax rate changes as applied to tax assets and liabilities, and unusual items from our presentation of adjusted net income.
- (m) The year ended December 31, 2023 excludes \$26.8 million of interest expense, net, on Term Loan B attributable to the loan proceeds that were used to fund the \$408.0 million cost of the Illinois EO litigation settlement. The year ended December 31, 2022 excludes \$1.7 million of unrealized loss on interest rate derivatives not designated as hedging instruments.
- (n) Includes depreciation of Co-60 held at gamma irradiation sites.
- (o) Represents the difference between the income tax provision/benefit as determined under U.S. GAAP and the income tax benefit associated with pre-tax adjustments described in footnote (l).
- (p) \$94.1 million and \$83.6 million of the adjustments for the year ended December 31, 2023 and 2022, respectively, are included in cost of revenues, primarily consisting of amortization of intangible assets, depreciation, and accretion of asset retirement obligations.

## SEGMENT RESULTS OF OPERATIONS

We have three reportable segments: Sterigenics, Nordion and Nelson Labs. Our chief operating decision maker evaluates performance and allocates resources within our business based on segment income, which excludes certain items which are included in income (loss) before tax as determined in our Consolidated Statements of Operations and Comprehensive Income (Loss). The accounting policies for our reportable segments are the same as those for the consolidated Company.

### Our Segments

#### *Sterigenics*

Our Sterigenics business provides outsourced terminal sterilization and irradiation services for the medical device, pharmaceutical, food safety and advanced applications markets using three major technologies: gamma irradiation, EO processing and E-beam irradiation.

#### *Nordion*

Our Nordion business is a leading global provider of Co-60 used in the sterilization and irradiation processes for the medical device, pharmaceutical, food safety, and high-performance materials industries and for the treatment of cancer. In addition, Nordion is a leading global provider of gamma irradiation systems.

As a result of the time required to meet regulatory and logistics requirements for delivery of radioactive products, combined with accommodations that we make to our customers to minimize disruptions to their operations during the installation of Co-60, Nordion sales patterns can often vary significantly from one quarter to the next. In most cases, however, timing-related impacts on our sales performance tend to be resolved within several quarters, resulting in more consistent performance over longer periods of time. In addition, sales of gamma irradiation systems occur infrequently and tend to be for larger amounts.

Results for our Nordion segment are impacted by Co-60 mix, harvest schedules, and customer, product and service mix.

## Nelson Labs

Our Nelson Labs business provides outsourced microbiological and analytical chemistry testing and advisory services for the medical device and pharmaceutical industries.

For more information regarding our reportable segments please refer to Item 1. “Business” and Note 22, “Segment and Geographic Information” to our consolidated financial statements.

### Segment Results for the Years Ended December 31, 2023 and 2022

The following section summarizes the segment results for the years ended December 31, 2023 and 2022. The discussion of the segment results for the years ended December 31, 2022 and 2021 are presented within our Annual Report on Form 10-K for the year ended December 31, 2022 under “Item 7. Management’s Discussion and Analysis of Financial Condition and Results of Operations - Segment Results for the years ended December 31, 2022 and 2021.”

The following tables compare segment net revenue and segment income for the year ended December 31, 2023 to the year ended December 31, 2022:

(in thousands)	Year Ended December 31,		\$ Change	% Change
	2023	2022		
<b>Net Revenues</b>				
Sterigenics	\$ 667,130	\$ 626,646	\$ 40,484	6.5%
Nordion	160,459	153,639	6,820	4.4%
Nelson Labs	221,699	223,402	(1,703)	(0.8%)
<b>Segment Income</b>				
Sterigenics	\$ 362,212	\$ 339,144	\$ 23,068	6.8%
Nordion	96,678	89,477	7,201	8.0%
Nelson Labs	69,139	77,628	(8,489)	(10.9%)
<b>Segment Income Margin</b>				
Sterigenics	54.3 %	54.1 %		
Nordion	60.3 %	58.2 %		
Nelson Labs	31.2 %	34.7 %		

#### Net Revenues

Sterigenics net revenues were \$667.1 million for the year ended December 31, 2023, an increase of \$40.5 million, or 6.5%, as compared to the prior year. The increase was attributable to favorable pricing and changes in foreign currency exchange rates of 6.2% and 0.9%, respectively, partially offset by unfavorable sales volume and mix of 0.6%.

Nordion net revenues were \$160.5 million for the year ended December 31, 2023, an increase of \$6.8 million, or 4.4%, as compared to the prior year. The increase was driven by a favorable impact from pricing of 10.8%, partially offset by unfavorable impacts to volume and mix and changes in foreign currency exchange rates of 3.9% and 2.5%, respectively.

Nelson Labs net revenues were \$221.7 million for the year ended December 31, 2023, a decrease of \$1.7 million, or 0.8%, as compared to the prior year. The decrease was attributable to unfavorable volume and mix of 5.3%, partially offset by favorable impacts from pricing and changes in foreign currency exchange rates of 3.8% and 0.7%, respectively.

#### Segment Income

Sterigenics segment income was \$362.2 million for the year ended December 31, 2023, an increase of \$23.1 million, or 6.8%, as compared to the prior year. The increase in segment income was fueled mainly by favorable pricing, as referenced above, partially offset by higher costs and unfavorable volume and mix.

Nordion segment income was \$96.7 million for the year ended December 31, 2023, an increase of \$7.2 million, or 8.0%, as compared to the prior year. The increase in segment income and segment income margin was driven mainly by favorable pricing and higher volumes of medical-use Co-60, partially offset by lower volumes of industrial-use Co-60.

Nelson Labs segment income was \$69.1 million for the year ended December 31, 2023, a decrease of \$8.5 million, or 10.9%, as compared to the prior year. The decrease in segment income and segment income margin was primarily a result of unfavorable volume and mix coupled with the ongoing impact of inflation, partially offset by favorable pricing.

## **LIQUIDITY AND CAPITAL RESOURCES**

### **Sources of Cash**

The primary sources of liquidity for our business are cash flows from operations and borrowings under our credit facilities. As of December 31, 2023, we had \$301.7 million of cash and cash equivalents. This is a decrease of \$94.6 million from the balance at December 31, 2022. The decrease in cash and cash equivalents was mainly attributable to the release of approximately \$407.7 million to settle the EO claims against the Settling Defendants in Cook County, Illinois and a \$200.0 million paydown of the outstanding balance on the Revolving Credit Facility. Partially offsetting this decrease was \$500.0 million in proceeds from the issuance of Term Loan B on February 23, 2023 (as detailed below). Our foreign subsidiaries held cash of approximately \$224.1 million at December 31, 2023 and \$158.3 million at December 31, 2022. No material restrictions exist to accessing cash held by our foreign subsidiaries notwithstanding any potential tax consequences.

On February 23, 2023 we entered into the First Lien Credit Agreement (the “2023 Credit Agreement”), which provides for, among other things, a new Term Loan B facility (the “2023 Term Loan”) in an aggregate principal amount of \$500.0 million and bears interest, at the Company’s option, at a variable rate per annum equal to either (x) Term SOFR (as defined in the 2023 Credit Agreement) plus an applicable margin of 3.75% or (y) an alternative base rate (“ABR”) plus an applicable margin of 2.75%. The 2023 Credit Agreement is secured on a first priority basis by substantially all of our assets and is guaranteed by certain of our subsidiaries. It is prepayable without premium or penalty at any time six months after the closing date. The principal balance shall be paid at 1% of the aggregate principal amount (\$5.0 million per year), with the balance due at the end of 2026. The Company used the proceeds of this debt to fund a previously announced \$408.0 million EO litigation settlement in Cook County, Illinois on May 1, 2023 and pay down existing borrowings under the Company’s revolving credit facility. The Company used the remaining proceeds to further enhance liquidity and for general corporate purposes. Refer to “Debt Facilities” below within this Item, Note 10, “Long-Term Debt”, and Item 1A, “Risk Factors” - “Risks Related to Our Indebtedness and Liquidity.” for additional information.

### **Uses of Cash**

We expect that cash on hand, operating cash flows and amounts available under our credit facilities will provide sufficient working capital to operate our business, meet foreseeable liquidity requirements (inclusive of debt service on our long-term debt) make expected capital expenditures including investments in fixed assets to build and/or expand existing facilities, and meet litigation costs that we expect to continue to incur for at least the next twelve months. Our primary long-term liquidity requirements beyond the next 12 months will be to service our debt, make capital expenditures, and fund suitable business acquisitions. As of December 31, 2023, there were no outstanding borrowings on the Revolving Credit Facility. We expect any excess cash provided by operations will be allocated to fund capital expenditures, potential acquisitions, or for other general corporate purposes. Our ability to meet future working capital, capital expenditure and debt service requirements will depend on our future financial performance, which will be affected by a range of macroeconomic, competitive and business factors, including interest rate changes and changes in our industry, many of which are outside of our control. As of December 31, 2023, our interest rate derivatives limit the cash flow exposure of our variable rate borrowings under the Term Loans. Refer to Note 21, “Financial Instruments and Financial Risk”, “*Derivative Instruments*” for additional information regarding the interest rate caps used to manage economic risks associated with our variable rate borrowings. Refer to Item 7A., “Quantitative and Qualitative Disclosures About Market Risk” for additional information about changes in interest rate risk.

### **Capital Expenditures**

Our capital expenditure program is a component of our long-term strategy. This program includes, among other things, investments in new and existing facilities, business expansion projects, Co-60 used by Sterigenics at its gamma irradiation facilities, cobalt development projects and information technology enhancements. During the year ended December 31, 2023, our capital expenditures amounted to \$215.0 million, compared to \$182.4 million in the year ended December 31, 2022. This amount includes approximately \$35.5 million related to environmental facility enhancements.



In 2024, we expect to continue to invest in facility expansions, ongoing routine maintenance for existing facilities, and acquisition of Co-60 for use by our Sterigenics segment in its gamma irradiation facilities. In addition, we expect to invest in special projects related to development of new Co-60 supply sources and facility enhancements at our EO sterilization facilities. We currently expect the amount of capital expenditures in 2024 to be similar to 2023 as we execute on those special projects in addition to our normal growth and maintenance related investments. For 2024, it is estimated that approximately \$40.0 million and \$47.0 million of capital expenditures will relate to environmental facility enhancements and cobalt development projects, respectively. We expect a gradual decline in capital expenditures beginning in 2025.

## **Debt Facilities**

### *Senior Secured Credit Facilities*

On December 13, 2019, Sotera Health Holdings, LLC (“SHH”), our wholly owned subsidiary, entered into senior secured first lien credit facilities (the “Senior Secured Credit Facilities”), consisting of both a prepayable senior secured first lien term loan (the “Term Loan”) and a senior secured first lien revolving credit facility (the “Revolving Credit Facility”) pursuant to a first lien credit agreement (the “Credit Agreement”). The Revolving Credit Facility and Term Loan mature on June 13, 2026, and December 13, 2026, respectively. After giving effect to the Revolving Credit Facility Amendment (defined below), the total borrowing capacity under the Revolving Credit Facility is \$423.8 million. The Senior Secured Credit Facilities also provide SHH the right at any time and under certain conditions to request incremental term loans or incremental revolving credit commitments based on a formula defined in the Senior Secured Credit Facilities. As of December 31, 2023 and 2022, total borrowings under the Term Loan were \$1,763.1 million. As of December 31, 2023 and 2022 total borrowings outstanding on the Revolving Credit Facility were \$0 and \$200.0 million, respectively. The weighted average interest rate on borrowings under the Term Loan for the year ended December 31, 2023 and 2022 was 7.95% and 4.63%, respectively.

On February 23, 2023, we entered into the First Lien Credit Agreement (the “2023 Credit Agreement”), which provides for, among other things, a new Term Loan B facility in an aggregate principal amount of \$500.0 million and bears interest, at the Company’s option, at a variable rate per annum equal to either (x) Term SOFR (as defined in the 2023 Credit Agreement) plus an applicable margin of 3.75% or (y) an alternative base rate (“ABR”) plus an applicable margin of 2.75%. The 2023 Credit Agreement is secured on a first priority basis on substantially all of our assets and is guaranteed by certain of our subsidiaries. It is prepayable without penalty at any time six months after the closing date. The principal balance shall be paid at 1% of the aggregate principal amount (\$5.0 million) per year, with the balance due at the end of 2026. The Company used the proceeds of the 2023 Term Loan to fund a previously announced \$408.0 million EO litigation settlement in Cook County, Illinois and pay down the \$200.0 million of existing borrowings under the Revolving Credit Facility concurrent with the funding of the 2023 Term Loan on February 23, 2023. In addition, the Company plans to use the remaining proceeds to further enhance liquidity and for general corporate purposes. The weighted average interest rate on borrowings under the 2023 Term Loan for the year ended December 31, 2023 was 8.90%.

On March 21, 2023, the Company entered into an Incremental Facility Amendment to the First Lien Credit Agreement (“Revolving Credit Facility Amendment”), which provides for an increase in the commitments under the existing Revolving Credit Facility in an aggregate principal amount of \$76.3 million. In addition, certain of the lenders providing revolving credit commitments provided additional commitments for the issuance of the letters of credit under the Revolving Credit Facility in an aggregate principal amount of \$165.1 million. The Revolving Credit Facility Amendment also provides for the replacement of the reference interest rate option for Revolving Loans from London Interbank Offered Rate (“LIBOR”) to SOFR plus an applicable credit spread adjustment of 0.10% (subject to a minimum floor of 0.00%). After giving effect to the Revolving Credit Facility Amendment, the aggregate amount of the lenders’ revolving commitments is \$423.8 million. The maturity date of the Revolving Credit Facility remains June 13, 2026. The Company borrowed \$200.0 million under the Revolving Credit Facility during the fourth quarter of 2022, which was repaid in the first quarter of 2023. As of December 31, 2023, there were no borrowings outstanding under the Revolving Credit Facility.

The Senior Secured Credit Facilities and 2023 Credit Agreement contain additional covenants that, among other things, restrict, subject to certain exceptions, our ability and the ability of our restricted subsidiaries to engage in certain activities, such as incur indebtedness or permit to exist any lien on any property or asset now owned or hereafter acquired, as specified in the Senior Secured Credit Facilities and 2023 Credit Agreement. The Senior Secured Credit Facilities and 2023 Credit Agreement also contain certain customary affirmative covenants and events of default, including upon a change of control. An event of default under the Senior Secured Credit Facilities would occur if the Company or certain of its subsidiaries were subject to one or more enforceable judgments in an aggregate amount in excess of \$100.0 million and the judgments were not stayed or remained undischarged for sixty consecutive days or, if, such judgments, judgment creditors were to attach liens on assets that are material to the Company’s business and operations taken as a whole. As of December 31, 2023, we were in compliance with all the Senior Secured Credit Facilities and 2023 Credit Agreement covenants.

All of SHH's obligations under the Senior Secured Credit Facilities and 2023 Credit Agreement are unconditionally guaranteed by the Company and each existing and subsequently acquired or organized direct or indirect wholly-owned domestic restricted subsidiary of the Company, with customary exceptions including, among other things, where providing such guarantees is not permitted by law, regulation or contract or would result in material adverse tax consequences. All obligations under the Senior Secured Credit Facilities and 2023 Credit Agreement, and the guarantees of such obligations, are secured by substantially all assets of the borrower and guarantors, subject to permitted liens and other exceptions and exclusions, as outlined in the Senior Secured Credit Facilities and 2023 Credit Agreement.

Outstanding letters of credit are collateralized by encumbrances against the Revolving Credit Facility and the collateral pledged thereunder, or by cash placed on deposit with the issuing bank. As of December 31, 2023, the Company had \$23.7 million of letters of credit issued against the Revolving Credit Facility, resulting in total availability under the Revolving Credit Facility of \$400.1 million.

#### *Term Loan Interest Rate Risk Management*

The Company utilizes interest rate derivatives to reduce the variability of cash flows in the interest payments associated with our variable rate debt due to changes in LIBOR (up to June 22, 2023) and Term SOFR. For additional information on the derivative instruments described above, refer to Note 21, "Financial Instruments and Financial Risk", "*Derivative Instruments*."

#### **Cash Flow Information**

*The following section summarizes cash flow information for the years ended December 31, 2023 and 2022. Cash flow information for the years ended December 31, 2022 and 2021 are presented within our Annual Report on Form 10-K for the year ended December 31, 2022 under Item 7., "Management's Discussion and Analysis of Financial Condition and Results of Operations - Liquidity and Capital Resources."*

#### **Year Ended December 31, 2023 compared to the Year Ended December 31, 2022**

<i>(thousands of U.S. dollars)</i>	<u>2023</u>	<u>2022</u>
Net Cash Provided by (Used in):		
Operating activities	\$ (147,732)	\$ 277,961
Investing activities	(214,906)	(181,896)
Financing activities	265,959	197,761
Effect of foreign currency exchange rate changes on cash and cash equivalents	2,039	(4,456)
Net (decrease) increase in cash and cash equivalents, including restricted cash, during the period	<u>\$ (94,640)</u>	<u>\$ 289,370</u>

#### *Operating activities*

Cash flows provided by operating activities decreased \$425.7 million to net cash used of \$147.7 million for the year ended December 31, 2023 compared to net cash provided of \$278.0 million for the prior year. The decrease in cash flows from operating activities in 2023 compared to the prior year was primarily due to the release of the settlement funds of approximately \$407.7 million on June 30, 2023 to fund the settlements of the EO claims in Cook County, Illinois.

#### *Investing activities*

Cash used in investing activities increased \$33.0 million to net cash used of \$214.9 million in the year ended December 31, 2023 compared to \$181.9 million for the prior year. The variance was primarily driven by an increase in capital expenditures of \$32.6 million in the year ended December 31, 2023 compared to the prior year.

#### *Financing activities*

For the year ended December 31, 2023, net cash provided by financing activities increased \$266.0 million compared to net cash provided of \$197.8 million for the year ended December 31, 2022. The difference was mainly attributable to \$500.0 million in proceeds from the issuance of Term Loan B on February 23, 2023 partially offset by the \$200.0 million paydown of the outstanding balance on the revolving credit facility, payment of \$25.6 million of debt issuance costs incurred in connection with the issuance of Term Loan B and the revolving credit facility amendment during the year ended December 31, 2023, as

described in “Debt Facilities” above, and \$2.5 million of principal repayments on Term Loan B. For the year ended December 31, 2022 the primary source of cash was a \$200.0 million borrowing on the Revolving Credit Facility.

## CONTRACTUAL OBLIGATIONS AND COMMERCIAL COMMITMENTS

The following table describes our significant contractual cash obligations as of December 31, 2023:

<i>(thousands of U.S. dollars)</i>	Payments due by period				
	Total	Less than 1 Year	2-3 Years	4-5 Years	More than 5 Years
Long-term debt <sup>(a)</sup>	\$ 2,738,257	\$ 176,555	\$ 2,561,702	\$ —	\$ —
Lease obligations:					
Finance <sup>(b)</sup>	110,376	12,579	11,504	11,956	74,337
Operating <sup>(c)</sup>	31,029	7,357	10,582	6,925	6,165
Supply and service obligations <sup>(d)</sup>	1,607,137	69,737	130,022	95,920	1,311,458
Direct material costs <sup>(e)</sup>	114,189	15,373	31,358	32,264	35,194
Georgia EO litigation settlement <sup>(f)</sup>	\$ 35,000	\$ 35,000	\$ —	\$ —	\$ —
<b>Total</b>	<b>\$ 4,635,988</b>	<b>\$ 316,601</b>	<b>\$ 2,745,168</b>	<b>\$ 147,065</b>	<b>\$ 1,427,154</b>

- (a) Represents principal and interest payments on the Senior Secured Credit Facilities and 2023 Credit Agreement. We have calculated the interest payments on the Senior Secured Credit Facilities and 2023 Credit Agreement using an assumed range of 5.99% to 8.39% and 6.87% and 9.10%, respectively, based on anticipated forward movements in SOFR. In addition, interest payments include the impact of existing interest rate caps and interest rate swap described in Note 21, “Financial Instruments and Financial Risk” in the notes to consolidated financial statements.
- (b) Consists of payments under our finance leases for various facilities and equipment.
- (c) Represents minimum lease payments under our operating leases for several of our facilities and other property and equipment.
- (d) Consists of our best estimate of our obligations under various supply and service agreements, primarily Co-60, that are enforceable and legally binding on us.
- (e) Consists of our best estimate of our obligations to purchase EO gas under commitments that are enforceable and legally binding on us. We have excluded contracts to purchase energy and other supplies, which generally have terms of one year or less. Our contract to purchase EO gas in the U.S. requires us to purchase all our requirements from our supplier, and our contracts to purchase EO gas outside the U.S. generally require that we purchase a specified percentage of our requirements for our operations in the countries covered by those contracts. Although our EO gas contracts generally do not contain fixed minimum purchase volumes, we have calculated the amounts set forth in the table above based on the percentage of our requirements specified in the contracts and our budgeted purchase volumes for those periods.
- (f) Represents the cost to settle 79 pending EO claims against the Settling Defendants in Georgia under a settlement term sheet entered into on December 21, 2023. See Note 20, “Commitments and Contingencies”.

At December 31, 2023 and 2022, we had \$67.3 million and \$101.5 million, respectively, of standby letters of credit, surety bonds and other bank guarantees outstanding, primarily in favor of local and state licensing authorities for future decommissioning costs, and to support the unfunded portion of our pension obligation. We are obligated to provide financial assurance to local and state licensing authorities for possible future decommissioning costs associated with the various facilities that hold Co-60. At December 31, 2023 and 2022, \$48.2 million and \$54.1 million, respectively, of the standby letters of credit and surety bonds referenced above were outstanding in favor of the various local and state licensing authorities in the event we defaulted on our decommissioning obligation.

## CRITICAL ACCOUNTING POLICIES AND ESTIMATES

The following subsections describe our most critical accounting policies, estimates, and assumptions. Our discussion of critical accounting policies and estimates is intended to supplement, not duplicate, our summary of significant accounting policies so that readers will have greater insight into the uncertainties involved in these areas. Our accounting policies are more fully described in Note 1, “Significant Accounting Policies” to our consolidated financial statements.

The preparation of consolidated financial statements and related disclosures in conformity with GAAP requires management to make judgments, estimates and assumptions at a specific point in time and in certain circumstances that affect amounts reported in the accompanying consolidated financial statements. In preparing these consolidated financial statements, management has made its best estimates and judgments of certain amounts, giving due consideration to materiality. The application of accounting policies involves the exercise of judgment and use of assumptions as to future uncertainties and, as a result, actual results could differ from these estimates.

*Revenue Recognition.* The majority of our sales agreements contain performance obligations satisfied at a point in time when control of promised goods or services have transferred to our customers. Revenues recognized over time are generally accounted for using an input measure to determine progress completed as of the end of the period.

Refunds, returns, warranties and other related obligations are not material to any of our business units and we do not incur material incremental costs to secure customer contracts.

The Sterigenics segment provides outsourced terminal sterilization and irradiation services for the medical device, pharmaceutical, food safety and advanced applications markets. We typically have multi-year service contracts with our significant customers, and these sales contracts are primarily based on customers' purchase orders. Given the relatively short turnaround times, performance obligations are generally satisfied at a point-in-time upon the completion of sterilization or irradiation processing and the approval of our quality assurance process, at which time the service is complete.

The Nordion segment is a provider of Co-60 and gamma irradiation systems, which are key components to the gamma sterilization process. Revenue from the sale of Co-60 radiation sources is recognized at a point-in-time upon satisfaction of our performance obligations for delivery/installation and disposal of existing sources. Revenue from the sale of gamma irradiation systems in our Nordion segment is recognized over time using an input measure of costs incurred and is immaterial to the overall business.

The Nelson Labs segment provides outsourced microbiological and analytical chemistry testing and advisory services for the medical device and pharmaceutical industries. We provide our customers mission-critical lab testing services, which assess the product quality, effectiveness, patient safety and end-to-end sterility of products. These services are necessary for our customers' regulatory approvals, product releases and ongoing product performance evaluations. Nelson Labs services are generally provided on a fee-for-service or project basis, and we recognize revenues over time using an input measure of time incurred to determine progress completed at the end of the period. Revenue recognized over time in excess of the amount billed to the customer is recorded as a customer contract asset. When we receive consideration from a customer prior to transferring goods or services under the terms of a sales contract, we record deferred revenue, which represents a contract liability. We utilize our customer relationship management system to assess time incurred and the extent of project completion at the end of the period.

We do not capitalize sales commissions because substantially all of our sales commission programs have an amortization period of one year or less. Furthermore, costs to fulfill a contract are not material.

Provisions for discounts, rebates to customers, and other adjustments are provided for as reductions in net revenues in the period the related sale was recorded. Shipping and handling charges billed to customers are included in net revenues, and the related shipping and handling costs are included in cost of net revenues on the Consolidated Statements of Operations and Comprehensive Income (Loss). Taxes assessed by a governmental authority that are both imposed on and concurrent with a specific revenue-producing transaction, that are collected by us from a customer, are excluded from net revenue.

Payment terms vary by the type and location of the customer and the products or services offered. Generally, the time between when revenue is recognized and when payment is due is not significant. We do not evaluate whether the selling price contains a financing component for contracts that have a duration of less than one year.

*Long-Lived Assets Other than Goodwill.* We review long-lived assets, including finite-lived intangible assets, for impairment whenever events or circumstances indicate that the carrying amount of the assets may be impaired. Events or circumstances which would prompt an impairment assessment include operating losses, a significant change in the use of an asset, or the planned disposal or sale of the asset. When we evaluate assets for impairment, we make certain judgments and estimates, including interpreting current economic indicators and market valuations, evaluating our strategic plans with regards to operations, historical and anticipated performance of operations, and other factors. If we incorrectly anticipate these factors, or unexpected events occur, our operating results could be materially affected. The asset or asset group would be considered impaired when the future net undiscounted cash flows generated by the asset or asset group are less than its carrying value.

An impairment loss is recognized based on the amount by which the carrying value of the asset or asset group exceeds its estimated fair value. We provide additional information about our long-lived assets other than goodwill in Notes 7, “Property, Plant and Equipment” and 8, “Goodwill and Other Intangible Assets” to our consolidated financial statements.

*Goodwill and Other Indefinite-Lived Intangibles.* Assets and liabilities of a business acquired are accounted for at their estimated fair values as of the acquisition date. Any excess of the cost of the acquisition over the fair value of the net tangible and intangible assets acquired is recorded as goodwill. We generally supplement management expertise with valuation specialists in performing appraisals to assist us in determining the fair values of assets acquired and liabilities assumed. These valuations require us to make estimates and assumptions, especially with respect to intangible assets. We generally amortize our intangible assets over their useful lives with the exception of indefinite lived intangible assets. We do not amortize goodwill, but we evaluate it annually for impairment. Therefore, the allocation of the purchase price to intangible assets and goodwill has a significant impact on future operating results.

Goodwill and other indefinite-lived intangible assets, primarily certain regulatory licenses and trade names, are tested for impairment annually as of October 1. If circumstances change during interim periods between annual tests that indicate that the carrying amount of such assets may not be recoverable, the company tests such assets at an interim date for impairment. Factors which would necessitate an interim impairment assessment include prolonged negative industry or economic trends and significant underperformance relative to historical or projected future operating results.

At December 31, 2023, goodwill and intangible assets totaled \$1,527.5 million, or 48.8% of our total assets. We consider the impairment analyses of these assets critical because of their quantitative significance to the Company and our segments.

Goodwill is assigned to our segments at December 31, 2023 as follows:

<i>(thousands of U.S. dollars)</i>	<u>Sterigenics</u>	<u>Nordion</u>	<u>Nelson Labs</u>	<u>Total</u>
<b>Goodwill at December 31, 2023</b>	<b>\$ 659,888</b>	<b>\$ 276,929</b>	<b>\$ 174,373</b>	<b>\$ 1,111,190</b>

We performed a quantitative assessment of all reporting units (Sterigenics, Nordion and Nelson Labs) as of October 1, 2023. The fair value of each reporting unit was calculated using a discounted cash flow analysis which was dependent on subjective market participant assumptions determined by management. Assumptions used in the analyses included discount rates, revenue growth rates and projected operating cash flows. Estimates of future cash flows are based upon relevant data at a point-in-time, are subject to change, and could vary from actual results. Cash flows are based on recent historical results and are consistent with the Company’s near-term financial forecasts and long-term strategic plans. The estimated fair value of Sterigenics, Nordion and Nelson Labs each exceeded its carrying amount (including goodwill) by an adequate margin to support a positive assertion that goodwill is not impaired as of October 1, 2023. No factors were identified that would result in the potential impairment to the indefinite-lived intangible assets. There have been no other significant events or circumstances that occurred since the annual assessment date of October 1 that would change the conclusions reached above. We provide additional information about our goodwill and other indefinite-lived intangible assets in Note 8, “Goodwill and Other Intangible Assets” to our consolidated financial statements.

*Income Taxes.* We use the liability method of accounting for income taxes whereby we recognize deferred tax assets and liabilities for the future tax consequences of temporary differences between the tax bases of assets and liabilities and their reported amounts in the consolidated financial statements. Measurements of deferred taxes requires the use of judgment with respect to the realization of tax basis. We periodically review our deferred tax assets for recoverability and establish a valuation allowance based on historical taxable income, projected future taxable income, expected timing of reversals of existing temporary timing differences and the implementation of tax planning strategies. Deferred tax assets will be reduced by a valuation allowance if, based on management’s estimate, it is more likely than not that a portion of the deferred tax assets will not be realized in a future period. The estimates used in the recognition of deferred tax assets are subject to revision in future periods based on new facts and circumstances. At December 31, 2023 and 2022 we maintained a valuation allowance of \$125.4 million and \$105.6 million, respectively, against our deferred tax assets, primarily attributable to the excess interest expense on our long-term debt in the United States as well as federal, state and foreign net operating loss carryforwards. If we are unable to generate sufficient future taxable income in certain tax jurisdictions, or if there is a material change in the effective income tax rates or time period within which the underlying temporary differences become taxable or deductible, we could be required to increase our valuation allowance, which would increase our effective income tax rate and could result in an adverse impact on our consolidated financial position or results of operations. Changes in our judgment related to the measurement of deferred tax assets and liabilities could materially impact our results of operations.



We determine whether it is more likely than not that a tax position will be sustained upon examination, including resolution of related appeals or litigation processes, based on the technical merits of the position. In evaluating whether a tax position meets the more likely-than-not recognition threshold, we presume that the position will be examined by the appropriate taxing authority and that the taxing authority will have full knowledge of all relevant information. A tax position that meets the more likely-than-not recognition threshold is measured at the largest amount of benefit that is greater than 50% likely of being realized upon ultimate settlement. Determining what constitutes an individual tax position and whether the more likely-than-not recognition threshold is met for a tax position are matters of judgment based on the individual facts and circumstances of that position evaluated in light of all available evidence. We review and adjust tax estimates periodically because of ongoing examinations by, and settlements with, the various taxing authorities, as well as changes in tax laws, regulations, and precedent. Changes in our judgment related to the assessment of uncertain tax positions could materially impact our results of operations.

We are subject to taxation from federal, state and local, and foreign jurisdictions. Tax positions are settled primarily through the completion of audits within each individual tax jurisdiction or the closing of a statute of limitation. Changes in applicable tax law or other events may also require us to revise past estimates. The United States Internal Revenue Service routinely conducts audits of our federal income tax returns. Additional information regarding income taxes is included in Note 11, "Income Taxes" to our consolidated financial statements.

*Commitments and Contingencies.* We are, and will likely continue to be, involved in a number of legal proceedings, government investigations and claims, which we believe generally arise in the course of our business, given our size, history, complexity and the nature of our business, products, customers, regulatory environment and industries in which we participate. These legal proceedings, investigations and claims generally involve a variety of legal theories and allegations, including, without limitation, personal injury (e.g., slip and falls, burns, vehicle accidents, mass tort), regulation (e.g., failure to meet specification or failure to comply with regulatory requirements), commercial claims (e.g., breach of contract, economic loss, misrepresentation), financial (e.g., taxes, reporting), employment (e.g., wrongful termination, discrimination, benefits matters) and other claims for damage and relief.

We record a liability for such contingencies to the extent we conclude that their occurrence is both probable and estimable. If a potentially material loss contingency is not probable, but is reasonably possible, or is probable but cannot be estimated, then the nature of the contingent liability is disclosed within our consolidated financial statements, together with an estimate of the range of possible loss if the range is determinable and material. We consider many factors in making these assessments, including the professional judgment of experienced members of management and our legal counsel. For legal proceedings and claims described within our consolidated financial statements, we have made estimates as to the likelihood of unfavorable outcomes and the amounts of such potential losses, if a range is determinable. While it is not possible to determine the ultimate disposition of each of these matters, the ultimate resolution of pending regulatory and legal matters in future periods may have a material adverse effect on our financial condition, results of operations and/or liquidity. The Company may also incur material defense and settlement costs, diversion of management resources and other adverse effects on our business, financial condition, and/or results of operations. We record gain contingencies when realized and expected recoveries under applicable insurance contracts when we are assured of recovery. Refer to Note 20, "Commitments and Contingencies" to our consolidated financial statements.

As described in Note 20, "Commitments and Contingencies", the Company reached agreements to settle approximately 880 pending and threatened EO claims against the Defendant Subsidiaries in the Circuit Court of Cook County, Illinois, and US District Court for the Northern District of Illinois on January 9, 2023. Under the binding Settlement Agreements, the Company paid \$407.7 million to settle the claims.

On October 16, 2023, the Company reached an agreement to resolve 79 EO claims against the Settling Defendant in the State of Georgia. Under the terms of the agreements, the Company paid \$35.0 million to settle the claims.

## **NEW ACCOUNTING PRONOUNCEMENTS**

For a description of recent accounting pronouncements applicable to our business, see Note 2, "Recent Accounting Standards" to our consolidated financial statements.

## **Item 7A. Quantitative and Qualitative Disclosures About Market Risk**

We are exposed to market risks in the ordinary course of business, primarily changes in commodity prices, interest rates and foreign currency exchange rates and regulatory risk.

### ***Commodity Price Risk***

We purchase our supply of EO gas from various suppliers around the world, but in the United States there is a sole supplier for EO gas used for applications relevant to our business. We are exposed to market risk based on fluctuations in the price of EO gas.

We actively seek to manage the risk of fluctuating prices through long-term supply and service contracts. Most of our Sterigenics customer contracts contain provisions that permit us to pass through all or a portion of our supply price increases to our customers, though some of our contracts do not contain these provisions. Even for contracts that do contain these provisions, there is often at least a brief lag between when we incur increased costs for supplies and when we can pass through these costs to our customers. In addition, even when we are contractually permitted to pass on price increases, we may decide not to do so to preserve our sales volumes or for other reasons.

### ***Interest Rate Risk***

We are subject to interest rate risk on borrowings that bear interest at floating rates. From time to time, the Company utilizes interest rate derivatives to reduce the variability of cash flows in the interest payments associated with our variable rate borrowings.

In March 2023, we entered into an interest rate swap agreement with a notional amount of \$400.0 million. The interest rate swap's effective date began on August 23, 2023 and expires on August 23, 2025. We have designated the interest rate swap as a cash flow hedge designed to hedge the variability of cash flows attributable to changes in the SOFR benchmark interest rate of our 2023 Term Loan. We receive interest at the one-month Term SOFR rate and pay a fixed interest rate under the terms of the swap agreement.

In May 2022, we entered into two interest rate cap agreements with a combined notional amount of \$1,000.0 million for a total option premium of \$4.1 million. The interest rate caps became effective as of July 31, 2023 and expire on July 31, 2024. We have designated these interest rate caps as cash flow hedges designed to hedge the variability of cash flows attributable to changes in the benchmark interest rate of our Term Loan. Under the current terms of the loan agreement, the benchmark interest rate index transitioned from LIBOR to Term SOFR on June 30, 2023. Accordingly, the interest rate cap agreements hedge the variability of cash flows attributable to changes in SOFR by limiting our cash flow exposure related to Term SOFR under a portion of our variable rate borrowings to 3.5%.

In October 2021, we entered into two interest rate cap agreements with a combined notional amount of \$1,000.0 million for a total option premium of \$1.8 million. Both interest rate caps were effective on December 31, 2022 and expired on July 31, 2023. These interest rate caps were designated as cash flow hedges and were designed to hedge the variability of cash flows attributable to changes in LIBOR (or its successor), the benchmark interest rate being hedged, by limiting our cash flow exposure related to the LIBOR base rate under a portion of our variable rate borrowings to 1.0%.

Based on our indebtedness outstanding as of December 31, 2023, the interest rate under our Term Loans that was in effect on December 31, 2023, and after applying the effects of interest rate caps and the swap referenced above, a 1.0% increase in the interest rate under our outstanding debt obligations as of December 31, 2023, would increase interest expense by approximately \$8.6 million per year.

See Note 21, "Financial Instruments and Financial Risk" to our consolidated financial statements for a summary of the activity of the interest rate caps for the periods presented.

### ***Foreign Currency Risk***

We are exposed to market risk from fluctuations in foreign currencies. We present our consolidated financial statements in U.S. dollars. Consequently, increases or decreases in the value of the U.S. dollar relative to the non-U.S. dollar functional currencies of the countries in which we operate may affect the value of assets, liabilities, revenues, expenses and other figures presented in our consolidated financial statements, even if their value has not changed in their local currencies. We translate the financial statements of subsidiaries whose local currency is their functional currency to their U.S. dollar equivalents at end-of-period exchange rates for assets and liabilities and at average exchange rates for revenues and expenses. These translations could significantly affect the comparability of our results between financial periods and/or result in significant changes to the carrying value of our assets and liabilities. Translation adjustments are recorded as a component of accumulated other comprehensive income (loss) within equity.

Our results of operations are impacted by currency exchange rate fluctuations to the extent that we are unable to match net revenues received in foreign currencies with expenses incurred in the same currency. Transaction gains and losses arising from fluctuations in currency exchange rates on transactions denominated in currencies other than the functional currency are recognized in the Consolidated Statements of Operations and Comprehensive Income (Loss) as foreign exchange loss (gain).

The Company also routinely enters into foreign currency forward contracts to manage foreign currency exchange rate risk of our intercompany loans in certain of our international subsidiaries and non-functional currency assets and liabilities. The foreign currency forward contracts expire on a monthly basis. The fair value of the outstanding foreign currency forward contracts was \$0.1 million and \$0.3 million as of December 31, 2023 and 2022.

Approximately 43.7% of our revenues and 48.0% of our consolidated total assets as of December 31, 2023 are derived from operations outside the United States. Holding other variables constant (such as interest rates and debt levels), if the U.S. dollar had appreciated by 10% against the foreign currencies used by our operations in the year ended December 31, 2023, revenues would have been reduced by approximately \$45.8 million and gross profit by approximately \$25.3 million.

### ***Regulatory Risk***

We are subject to extensive regulatory requirements and routine regulatory audits, and we must receive permits, licenses, and/or regulatory clearance or approval for numerous aspects of our operations. Regulatory agencies may refuse to grant approval or clearance or may require the provision of additional data, and regulatory processes may be time consuming and costly, and their outcome may be uncertain in certain of the countries in which we operate. Regulatory agencies may also change policies, adopt additional regulations or revise existing regulations, any of which could impact our ability to provide our services. Our failure to comply with the regulatory requirements of these agencies may subject us to administratively or judicially imposed sanctions. These sanctions could include, among others, warning letters, fines, civil penalties, criminal penalties, injunctions, debarment, product seizure or detention and total or partial suspension of operations. The failure to receive or maintain, or delays in the receipt of, relevant U.S. or international regulatory qualifications could have a material adverse effect on our business, prospects, financial condition or results of operations.

## Item 8. Financial Statements and Supplementary Data

### INDEX TO CONSOLIDATED FINANCIAL STATEMENTS

<b>Consolidated Financial Statements of Sotera Health Company</b>	
<a href="#">Report of Independent Registered Public Accounting Firm (PCAOB ID: 42)</a>	72
<a href="#">Consolidated Balance Sheets</a>	74
<a href="#">Consolidated Statements of Operations and Comprehensive Income (Loss)</a>	75
<a href="#">Consolidated Statements of Cash Flows</a>	76
<a href="#">Consolidated Statements of Equity</a>	77
<a href="#">Notes to Consolidated Financial Statements</a>	78
<b>Supplementary Data</b>	
<a href="#">Schedule II – Valuation and Qualifying Accounts</a>	119

## REPORT OF INDEPENDENT REGISTERED PUBLIC ACCOUNTING FIRM

To the Stockholders and the Board of Directors of Sotera Health Company

### Opinion on the Financial Statements

We have audited the accompanying consolidated balance sheets of Sotera Health Company (the Company) as of December 31, 2023 and 2022, the related consolidated statements of operations and comprehensive income (loss), equity and cash flows for each of the three years in the period ended December 31, 2023, and the related notes and financial statement schedule listed in the Index at Item 15(a)(2) (collectively referred to as the “consolidated financial statements”). In our opinion, the consolidated financial statements present fairly, in all material respects, the financial position of the Company at December 31, 2023 and 2022, and the results of its operations and its cash flows for each of the three years in the period ended December 31, 2023, in conformity with U.S. generally accepted accounting principles.

We also have audited, in accordance with the standards of the Public Company Accounting Oversight Board (United States) (PCAOB), the Company's internal control over financial reporting as of December 31, 2023, based on criteria established in Internal Control-Integrated Framework issued by the Committee of Sponsoring Organizations of the Treadway Commission (2013 framework) and our report dated February 27, 2024 expressed an unqualified opinion thereon.

### Basis for Opinion

These financial statements are the responsibility of the Company's management. Our responsibility is to express an opinion on the Company's financial statements based on our audits. We are a public accounting firm registered with the PCAOB and are required to be independent with respect to the Company in accordance with the U.S. federal securities laws and the applicable rules and regulations of the Securities and Exchange Commission and the PCAOB.

We conducted our audits in accordance with the standards of the PCAOB. Those standards require that we plan and perform the audit to obtain reasonable assurance about whether the financial statements are free of material misstatement, whether due to error or fraud. Our audits included performing procedures to assess the risks of material misstatement of the financial statements, whether due to error or fraud, and performing procedures that respond to those risks. Such procedures included examining, on a test basis, evidence regarding the amounts and disclosures in the financial statements. Our audits also included evaluating the accounting principles used and significant estimates made by management, as well as evaluating the overall presentation of the financial statements. We believe that our audits provide a reasonable basis for our opinion.

### Critical Audit Matter

The critical audit matter communicated below is a matter arising from the current period audit of the financial statements that was communicated or required to be communicated to the audit committee and that: (1) relates to accounts or disclosures that are material to the financial statements and (2) involved our especially challenging, subjective or complex judgments. The communication of the critical audit matter does not alter in any way our opinion on the consolidated financial statements, taken as a whole, and we are not, by communicating the critical audit matter below, providing a separate opinion on the critical audit matter or on the account or disclosure to which it relates.

#### Valuation of Nelson Labs Reporting Unit Goodwill

##### *Description of the Matter*

As disclosed in Note 8 to the consolidated financial statements, at December 31, 2023, the Company reported \$1.1 billion of goodwill; of that, \$174.4 million related to the Nelson Labs reporting unit. As explained in Note 1 to the consolidated financial statements, goodwill is tested for impairment annually as of October 1. Management performed a quantitative impairment assessment for its annual evaluation of the Nelson Labs reporting unit in 2023. As part of the quantitative impairment test, management estimated the fair value of the Nelson Labs reporting unit using the discounted cash flow method, a form of the income approach.



Auditing the Company's goodwill impairment assessment for the Nelson Labs reporting unit was complex due to the significant estimation required to determine the fair value of the reporting unit. In particular, this fair value measurement was sensitive to revenue growth rates and projected EBITDA margins. Elements of these assumptions are forward-looking and could be affected by future market or economic conditions.

*How We Addressed the Matter  
in Our Audit*

We obtained an understanding, evaluated the design and tested the operating effectiveness of controls over the Company's goodwill impairment process whereby management develops assumptions that are used as inputs to the annual goodwill impairment assessment. This included controls over management's review of the valuation model and the assumptions described above.

To test the estimated fair value of the Nelson Labs reporting unit, we performed audit procedures that included, among others, assessing the valuation methodology, testing the assumptions discussed above, and testing the completeness and accuracy of the underlying data used by the Company in its analysis. As it pertains to the revenue growth rates and projected EBITDA margins, we compared the significant assumptions used by management to current industry data, economic trends and historical performance. We performed sensitivity analyses of assumptions to evaluate the changes in the fair value of the reporting unit that would result from changes in the assumptions. We tested management's reconciliation of the fair value of the reporting units to the market capitalization of the Company. We also assessed the appropriateness of the disclosures in the consolidated financial statements. In addition, we involved our valuation specialists to assist with our evaluation of the methodology and significant assumptions used by the Company.

/s/ Ernst & Young LLP

We have served as the Company's auditor since 2019.

Cleveland, Ohio  
February 27, 2024

**Sotera Health Company**  
**Consolidated Balance Sheets**  
*(in thousands, except per share amounts)*

	As of December 31,	
	2023	2022
<b>Assets</b>		
Current assets:		
Cash and cash equivalents	\$ 296,407	\$ 395,214
Restricted cash short-term	5,247	1,080
Accounts receivable, net of allowance for uncollectible accounts of \$4,689 and \$1,871 as of December 31, 2023 and 2022, respectively	147,696	118,482
Inventories, net	48,316	37,145
Prepaid expenses and other current assets	53,846	80,995
Income taxes receivable	5,732	12,094
Total current assets	557,244	645,010
Property, plant, and equipment, net	946,914	774,527
Operating lease assets	24,037	26,481
Deferred income taxes	4,993	4,101
Post-retirement assets	28,482	35,570
Other assets	41,242	38,983
Other intangible assets, net	416,318	491,265
Goodwill	1,111,190	1,101,768
Total assets	<u>\$ 3,130,420</u>	<u>\$ 3,117,705</u>
<b>Liabilities and equity</b>		
Current liabilities:		
Accounts payable	\$ 71,039	\$ 74,139
Accrued liabilities	122,471	490,130
Deferred revenue	13,492	12,140
Current portion of long-term debt	4,797	197,119
Current portion of finance lease obligations	8,771	1,722
Current portion of operating lease obligations	5,934	7,554
Current portion of asset retirement obligations	—	2,896
Income taxes payable	4,150	5,867
Total current liabilities	230,654	791,567
Long-term debt	2,223,674	1,747,115
Finance lease obligations, less current portion	63,793	56,955
Operating lease obligations, less current portion	20,087	21,577
Noncurrent asset retirement obligations	47,944	42,586
Deferred lease income	18,762	18,902
Post-retirement obligations	8,439	7,910
Noncurrent liabilities	8,879	12,831
Deferred income taxes	64,454	68,024
Total liabilities	2,686,686	2,767,467
See Commitments and contingencies note		
Equity:		
Common stock, with \$0.01 par value, 1,200,000 shares authorized; 286,037 shares issued at December 31, 2023 and 2022	2,860	2,860
Preferred stock, with \$0.01 par value, 120,000 shares authorized; no shares issued at December 31, 2023 and 2022	—	—
Treasury stock, at cost (3,207 and 3,616 shares at December 31, 2023 and 2022, respectively)	(27,182)	(29,775)
Additional paid-in capital	1,215,178	1,189,622
Retained deficit	(654,440)	(705,816)
Accumulated other comprehensive loss	(92,682)	(106,653)
Total equity	443,734	350,238
Total liabilities and equity	<u>\$ 3,130,420</u>	<u>\$ 3,117,705</u>

See notes to consolidated financial statements.

**Sotera Health Company**  
**Consolidated Statements of Operations and Comprehensive Income (Loss)**  
*(in thousands, except per share amounts)*

	Year Ended December 31,		
	2023	2022	2021
<b>Revenues:</b>			
Service	\$ 905,598	\$ 864,828	\$ 805,501
Product	143,690	138,859	125,977
<b>Total net revenues</b>	<b>1,049,288</b>	<b>1,003,687</b>	<b>931,478</b>
<b>Cost of revenues:</b>			
Service	418,611	390,860	357,205
Product	53,519	55,823	55,601
<b>Total cost of revenues</b>	<b>472,130</b>	<b>446,683</b>	<b>412,806</b>
<b>Gross profit</b>	<b>577,158</b>	<b>557,004</b>	<b>518,672</b>
<b>Operating expenses:</b>			
Selling, general and administrative expenses	236,667	245,714	198,158
Amortization of intangible assets	63,799	62,940	63,781
<b>Total operating expenses</b>	<b>300,466</b>	<b>308,654</b>	<b>261,939</b>
<b>Operating income</b>	<b>276,692</b>	<b>248,350</b>	<b>256,733</b>
Interest expense, net	142,878	80,144	74,192
Georgia EO litigation settlement	35,000	—	—
Illinois EO litigation settlement	—	408,000	—
Impairment of investment in unconsolidated affiliate	—	9,613	—
Loss on extinguishment of debt	—	—	20,681
Foreign exchange loss	159	145	1,345
Other income, net	(7,372)	(6,441)	(15,201)
<b>Income (loss) before income taxes</b>	<b>106,027</b>	<b>(243,111)</b>	<b>175,716</b>
Provision (benefit) for income taxes	54,651	(9,541)	58,595
<b>Net income (loss)</b>	<b>51,376</b>	<b>(233,570)</b>	<b>117,121</b>
<b>Less: Net income attributable to noncontrolling interests</b>	<b>—</b>	<b>—</b>	<b>239</b>
<b>Net income (loss) attributable to Sotera Health Company</b>	<b>\$ 51,376</b>	<b>\$ (233,570)</b>	<b>\$ 116,882</b>
<b>Other comprehensive income (loss) net of tax:</b>			
Pension and post-retirement benefits (net of taxes of \$(3,420), \$7,022 and \$8,924, respectively)	\$ (10,506)	\$ 20,790	\$ 26,562
Interest rate derivatives (net of taxes of \$(5,467), \$7,387 and \$142, respectively)	(15,697)	20,939	404
Foreign currency translation	40,174	(64,816)	(16,395)
<b>Comprehensive income (loss)</b>	<b>65,347</b>	<b>(256,657)</b>	<b>127,692</b>
Less: comprehensive income attributable to noncontrolling interests	—	—	534
<b>Comprehensive income (loss) attributable to Sotera Health Company</b>	<b>\$ 65,347</b>	<b>\$ (256,657)</b>	<b>\$ 127,158</b>
<b>Earnings (Loss) per share:</b>			
Basic	\$ 0.18	\$ (0.83)	\$ 0.41
Diluted	0.18	(0.83)	0.41
<b>Weighted average number of shares outstanding:</b>			
Basic	281,008	280,096	279,228
Diluted	283,222	280,096	279,382

See notes to consolidated financial statements.

**Sotera Health Company**  
**Consolidated Statements of Cash Flows**  
*(in thousands)*

	Year Ended December 31,		
	2023	2022	2021
<b>Operating activities:</b>			
Net income (loss)	\$ 51,376	\$ (233,570)	\$ 117,121
Adjustments to reconcile net income (loss) to net cash provided by (used in) operating activities:			
Depreciation	76,577	64,000	64,160
Amortization of intangible assets	81,348	81,554	86,742
Impairment of investment in unconsolidated affiliate	—	9,613	—
Loss on extinguishment of debt	—	—	20,681
Deferred income taxes	3,449	(73,960)	(3,716)
Share-based compensation expense	32,238	21,211	13,870
Accretion of asset retirement obligations	2,413	2,194	2,252
Unrealized foreign exchange loss (gain)	6,057	(3,984)	788
Unrealized loss (gain) on derivatives not designated as hedging instruments	(1,637)	2,977	(1,195)
Amortization of debt issuance costs	9,051	5,681	6,161
Other	(5,319)	(6,989)	(12,728)
Changes in operating assets and liabilities:			
Accounts receivable	(21,724)	(12,555)	(15,509)
Inventories	(9,972)	14,441	(20,245)
Other current assets	4,003	(5,816)	(3,552)
Accounts payable	(5,333)	1,107	19,761
Accrued liabilities	3,500	20,595	1,596
Illinois EO litigation settlement	(407,712)	408,000	—
Georgia EO litigation settlement	35,000	—	—
Income taxes payable / receivable, net	924	(12,332)	10,103
Other liabilities	(1,733)	383	(369)
Other long-term assets	(238)	(4,589)	(4,376)
Net cash provided by (used in) operating activities	(147,732)	277,961	281,545
<b>Investing activities:</b>			
Purchases of property, plant and equipment	(214,975)	(182,378)	(102,162)
Purchase of BioScience Laboratories, LLC, net of cash acquired	—	—	(13,530)
Purchase of mandatorily redeemable noncontrolling interest in Nelson Laboratories Fairfield, Inc.	—	—	(12,425)
Purchase of Regulatory Compliance Associates Inc., net of cash acquired	—	450	(31,015)
Other investing activities	69	32	(701)
Net cash used in investing activities	(214,906)	(181,896)	(159,833)
<b>Financing activities:</b>			
Proceeds from revolving credit facility and long-term borrowings	500,000	200,000	—
Payment of revolving credit facility	(200,000)	—	—
Purchase of noncontrolling interests in China subsidiaries	—	—	(8,418)
Payments of debt issuance costs and prepayment premium	(25,645)	(31)	(6,792)
Payments of long-term borrowings	(2,500)	—	(100,000)
Shares withheld for employee taxes on equity awards	(4,089)	(393)	(1,434)
Other financing activities	(1,807)	(1,815)	(642)
Net cash provided by (used in) financing activities	265,959	197,761	(117,286)
Effect of exchange rate changes on cash and cash equivalents	2,039	(4,456)	44
Net increase (decrease) in cash and cash equivalents, including restricted cash	(94,640)	289,370	4,470
Cash and cash equivalents, including restricted cash, at beginning of period	396,294	106,924	102,454
Cash and cash equivalents, including restricted cash, at end of period	\$ 301,654	\$ 396,294	\$ 106,924
<b>Supplemental disclosures of cash flow information:</b>			
Cash paid during the period for interest	\$ 173,842	\$ 75,849	\$ 58,772
Cash paid during the period for income taxes, net of tax refunds received	50,210	75,496	52,007
Purchases of property, plant and equipment included in accounts payable	16,720	16,413	14,524

See notes to consolidated financial statements.

**Sotera Health Company**  
**Consolidated Statements of Equity**  
*(in thousands)*

	Shares Common Stock	Amount Common Stock	Amount Treasury Stock	Additional Paid-In Capital	Retained Deficit	Accumulated Other Comprehensive (Loss) Income	Noncontrolling Interests	Total Equity
<b>Balance at January 1, 2021</b>	283,248	\$ 2,860	\$(34,000)	\$ 1,166,412	\$ (589,128)	\$ (93,842)	\$ 2,272	\$ 454,574
Acquisition of noncontrolling interests	—	—	—	(5,772)	—	—	(2,806)	(8,578)
Issuance of shares	47	—	—	1,080	—	—	—	1,080
Share-based compensation plans	(310)	—	455	10,873	—	—	—	11,328
Comprehensive income (loss):								
Pension and post-retirement plan adjustments, net of tax	—	—	—	—	—	26,562	—	26,562
Foreign currency translation	—	—	—	—	—	(16,690)	295	(16,395)
Interest rate derivatives, net of tax	—	—	—	—	—	404	—	404
Net income	—	—	—	—	116,882	—	239	117,121
<b>Balance at December 31, 2021</b>	<b>282,985</b>	<b>2,860</b>	<b>(33,545)</b>	<b>1,172,593</b>	<b>(472,246)</b>	<b>(83,566)</b>	<b>—</b>	<b>586,096</b>
Share-based compensation plans	(564)	—	3,770	17,029	—	—	—	20,799
Comprehensive income (loss):								
Pension and post-retirement plan adjustments, net of tax	—	—	—	—	—	20,790	—	20,790
Foreign currency translation	—	—	—	—	—	(64,816)	—	(64,816)
Interest rate derivatives, net of tax	—	—	—	—	—	20,939	—	20,939
Net loss	—	—	—	—	(233,570)	—	—	(233,570)
<b>Balance at December 31, 2022</b>	<b>282,421</b>	<b>2,860</b>	<b>(29,775)</b>	<b>1,189,622</b>	<b>(705,816)</b>	<b>(106,653)</b>	<b>\$ —</b>	<b>350,238</b>
Share-based compensation plans	409	—	2,593	25,556	—	—	—	28,149
Comprehensive income (loss):								
Pension and post-retirement plan adjustments, net of tax	—	—	—	—	—	(10,506)	—	(10,506)
Foreign currency translation	—	—	—	—	—	40,174	—	40,174
Interest rate derivatives, net of tax	—	—	—	—	—	(15,697)	—	(15,697)
Net income	—	—	—	—	51,376	—	—	51,376
<b>Balance at December 31, 2023</b>	<b>282,830</b>	<b>\$ 2,860</b>	<b>\$(27,182)</b>	<b>\$ 1,215,178</b>	<b>\$ (654,440)</b>	<b>\$ (92,682)</b>	<b>\$ —</b>	<b>\$ 443,734</b>

See notes to consolidated financial statements.



Sotera Health Company  
Notes to Consolidated Financial Statements

## 1. Significant Accounting Policies

*Principles of Consolidation* – Sotera Health Company (also referred to herein as the “Company,” “we,” “our,” “us” or “its”), is a leading global provider of mission-critical end-to-end sterilization solutions, lab testing and advisory services for the healthcare industry with operations primarily in the Americas, Europe and Asia.

The accompanying consolidated financial statements include the assets, liabilities, operating results, and cash flows of the Company and its wholly owned subsidiaries prepared in accordance with U.S. generally accepted accounting principles (“GAAP”).

We operate and report in three segments, Sterigenics, Nordion and Nelson Labs. We describe our reportable segments in Note 22, “Segment and Geographic Information”. All intercompany balances and transactions have been eliminated in consolidation.

Noncontrolling interests represented the noncontrolling stockholders’ proportionate share of the total equity in the Company’s consolidated subsidiaries. In the second quarter of 2021, we purchased the outstanding noncontrolling interests of 15% and 33% of our two China subsidiaries. Prior to our acquisition of the noncontrolling interests in our two subsidiaries in China, we consolidated the results of operations of these subsidiaries with our results of operations and reflected the noncontrolling interest on our Consolidated Statements of Operations and Comprehensive Income (Loss) as “Net income attributable to noncontrolling interests.”

In July 2020, we acquired a 60% equity ownership interest in a joint venture to construct an E-beam facility in Alberta, Canada in connection with our acquisition of Iotron Industries Canada, Inc. (“Iotron”). Our equity ownership in the joint venture was determined to be an investment in a variable interest entity (“VIE”). The investment was not consolidated as the Company concluded that it was not the primary beneficiary of the VIE. The Company accounted for the joint venture using the equity method. The investment was reflected within “Investment in unconsolidated affiliates” on the Consolidated Balance Sheets. During the year ended December 31, 2022, we identified certain events and circumstances that indicated a decline in value of our investment in this joint venture that was other-than-temporary. Consequently, in the second quarter of 2022, we wrote down the investment in the joint venture to its fair value of \$0, resulting in an impairment charge of approximately \$9.6 million. In February 2023, we entered into a Share Purchase Agreement to transfer our equity ownership interest to the joint venture partner, thereby terminating our equity ownership interest.

*Use of Estimates* – In preparing our consolidated financial statements in conformity with U.S. Generally Accepted Accounting Principles (“GAAP”), we make estimates and assumptions that affect the amounts reported and the accompanying notes. We regularly evaluate the estimates and assumptions used and revise them as new information becomes available. Actual results may vary from those estimates.

*Cash and Cash Equivalents* – We consider all highly liquid investments purchased with an original maturity of three months or less from the date of purchase to be cash equivalents. Cash and cash equivalents may include various deposit accounts and money market funds.

*Accounts Receivable* - Accounts receivable consists of amounts billed and currently due from customers. The amounts due are stated net of the allowance for uncollectible accounts. The Company maintains an allowance for uncollectible receivables to provide for the estimated amount of receivables that will not be collected.

*Allowance for Uncollectible Accounts Receivable* – We maintain an allowance for uncollectible accounts receivable for estimated losses in the collection of amounts owed to us by customers. We estimate the allowance based on analyzing a number of factors, including amounts written off historically, customer payment practices, customer financial information and credit ratings, current market conditions as well as the expected future economic conditions that may impact the collection of accounts receivable. We also analyze significant customer accounts on a regular basis and record a specific allowance when we become aware of a specific customer’s inability to pay. We generally do not charge interest on accounts receivable or require collateral from our customers.

We record write-offs against the allowance for uncollectible accounts receivable when all reasonable efforts for collection have been exhausted. As a result, the related accounts receivable are reduced to an amount that we reasonably believe is collectible.

Sotera Health Company  
Notes to Consolidated Financial Statements

These analyses require judgment. If the financial condition of our customers worsens, or economic conditions change, we may be required to make changes to our allowance for uncollectible accounts receivable.

*Inventories* – Inventories as of December 31, 2023 and 2022 are held at Nordion. Inventories are stated at the lower of cost or net realizable value. Cost of material, labor, and manufacturing overhead are determined using standard cost, which approximates average cost. We review inventory on an ongoing basis, considering factors such as deterioration and obsolescence. We record a reserve for excess and obsolete inventory, which was immaterial at December 31, 2023 and 2022, when the facts and circumstances indicate that particular inventories will not be usable. If future market conditions vary from those projected, and our estimates prove to be inaccurate, we may be required to write-down inventory values and record an adjustment to cost of revenues.

*Property, Plant, and Equipment* – Property, plant, and equipment is carried at cost, or initially at fair value if acquired in an acquisition, less accumulated depreciation and amortization. Except for Co-60, a radioactive isotope used in gamma radiation sterilization, all property, plant, and equipment depreciation is computed using the straight-line method over estimated useful lives. Leasehold improvements are amortized over their estimated useful lives or the term of the related lease, whichever is shorter. Co-60 is amortized using an accelerated method, which relates to the natural radioactive decay of the isotope over its estimated useful life which is approximately twenty years. Amortization of Co-60 is included within depreciation expense as a cost of revenue. Expenditures for major software purchases and software developed for internal use are capitalized and depreciated using the straight-line method over the estimated useful lives of the related assets, which are generally one to five years. For software obtained or developed for internal use, all external direct costs for materials and services and certain personnel costs incurred to develop the software during the application development stage are capitalized. At December 31, 2023 and 2022, we had undepreciated software costs of \$7.9 million and \$3.4 million, respectively, included in property, plant, and equipment, net. We recognized \$3.3 million, \$2.2 million and \$2.6 million, of depreciation expense related to software costs for the years ending December 31, 2023, 2022 and 2021, respectively.

Depreciation is computed using the assets' estimated useful lives as presented below:

Buildings and building improvements	15–44 years
Machinery and equipment	3–30 years
Leasehold improvements	2–20 years
Furniture and fixtures	3–10 years
Computer hardware and software	1–7 years

From time to time, we build or expand facilities. The cost of construction of these facilities is reflected as construction-in-progress until the asset is ready for its intended use, at which time the costs are reclassified to the appropriate depreciable category of property, plant, and equipment and depreciation commences. Fixed asset projects requiring one or more years to complete construction qualify for capitalization of interest costs in accordance with our policy. Interest related to property, plant and equipment projects with a construction period of less than one year are not capitalized and are immaterial. Repairs and maintenance costs that do not extend the useful life of an asset are expensed as incurred.

Upon sale or retirement of assets, the cost and related accumulated depreciation is removed from the Consolidated Balance Sheets, and the resulting gain or loss is reflected as a component of operating income.

*Long-Lived Assets Other than Goodwill* – We review long-lived assets, including finite-lived intangibles for impairment whenever events or circumstances indicate that the carrying amount of the asset or asset group may be impaired. Events or circumstances which would result in an impairment assessment include operating losses, a significant change in the use of an asset or asset group, or the planned disposal or sale of the asset or asset group. The asset or asset group would be considered impaired when the future net undiscounted cash flows generated by the asset or asset group are less than its carrying value. An impairment loss would be recognized based on the amount by which the carrying value of the asset or asset group exceeds its estimated fair value.

Sotera Health Company  
Notes to Consolidated Financial Statements

Amortization of intangible assets is computed using the asset’s estimated useful lives as presented below:

Land-use rights	41 years
Customer contracts and related relationships	5–20 years
Proprietary technology	7–20 years
Trade name/trademark	5–8 years
Sealed source and supply agreements	7–20 years

*Leases* – We determine if an agreement contains a lease and classify our leases as operating or finance at the lease commencement date. Leases with an initial term of twelve months or less are recognized as lease expense on a straight-line basis over the lease term and are not recorded on the Consolidated Balance Sheets. Non-lease components are accounted for separately from the lease components for all asset classes.

Finance leases are those in which we will pay substantially all the underlying asset’s fair value or will use the asset for all or a major part of its economic life, including circumstances in which we will ultimately own the asset. Lease assets arising from finance leases are included in “Property, plant and equipment, net” and the liabilities are included in “Finance lease obligations” on the Consolidated Balance Sheets. For finance leases, we recognize interest expense using the effective interest method and we recognize amortization expense on the lease asset over the shorter of the lease term or the useful life of asset. Finance leases are accounted for as if the assets were owned and financed, with associated expense recognized in “Interest expense, net” and “Cost of revenues” or “Selling, general and administrative expenses” within the Consolidated Statements of Operations and Comprehensive Income (Loss) depending on the nature of the underlying asset.

Operating lease assets and liabilities are recognized at the commencement date of the lease based on the present value of lease payments over the lease term. Lease assets represent the right to use an underlying asset for the lease term and lease liabilities represent the obligation to make lease payments arising from the lease. As most leases do not provide an implicit interest rate, we estimate an incremental borrowing rate to determine the present value of lease payments. Our estimated incremental borrowing rate reflects a secured rate based on recent debt issuances, our estimated credit rating, and lease term. We recognize operating lease costs on a straight-line basis over the term of the lease in “Cost of revenues” or “Selling, general and administrative expenses” on the Consolidated Statements of Operations and Comprehensive Income (Loss) depending on the nature of the underlying asset.

*Goodwill and Other Indefinite-Lived Intangibles* – Goodwill and other indefinite-lived intangible assets, primarily certain regulatory licenses and tradenames, are tested for impairment annually as of October 1. If circumstances change during interim periods between annual tests that would indicate that the carrying amount of such assets may not be recoverable, the Company tests such assets at an interim date for impairment. Factors that necessitate an interim impairment assessment include prolonged negative industry or economic trends and significant underperformance relative to historical or projected future operating results.

We performed a quantitative assessment of all reporting units (Sterigenics, Nordion and Nelson Labs) as of October 1, 2023. The fair value of each reporting unit was calculated using a discounted cash flow analysis which was dependent on subjective market participant assumptions determined by management. We further corroborated these discounted cash flow analyses utilizing a market approach to determine the estimated enterprise fair value. Assumptions used in the analyses included discount rates, revenue growth rates and projected operating cash flows. Estimates of future cash flows are based upon relevant data at a point-in-time, are subject to change, and could vary from actual results. The estimated fair value of each reporting unit exceeded its carrying amount by a sufficient margin to support a positive assertion that goodwill is not impaired. We performed a qualitative impairment assessment to evaluate any potential impairment to the indefinite-lived intangible assets. We considered significant events and circumstances that could affect the significant inputs used to determine the estimated fair value of the indefinite-lived intangible assets, and determined, after considering the totality of evidence that it is not more likely than not that the indefinite-lived intangible assets are impaired. There have been no other significant events or circumstances that occurred since the annual assessment date of October 1 that would change the conclusions reached above.

*Derivative Instruments* – We may enter into derivative instruments and hedging activities to manage, where possible and economically efficient, commodity price risk, foreign currency exchange rate risk and interest rate risk related to borrowings.

Sotera Health Company  
Notes to Consolidated Financial Statements

We also have identified embedded derivatives in certain supply and customer contracts. Certain interest rate derivatives are designated as cash flow hedges allowing for changes in fair value to be recorded through “Other comprehensive income (loss)”. Amounts in accumulated other comprehensive income (loss) will be reclassified into earnings in the same periods during which the hedged transaction affects earnings and are presented in “Interest expense, net” within the Consolidated Statements of Operations and Comprehensive Income (Loss). Derivatives not designated as hedges are recorded at fair value on the Consolidated Balance Sheets, with any changes in the value being recorded in the Consolidated Statements of Operations and Comprehensive Income (Loss) in the same line item as the corresponding hedged item. We classify cash flows from derivative instruments and hedging activities as cash flows from operating activities in the Consolidated Statements of Cash Flows. To the extent derivative arrangements are with the same counterparty and contractual right of offset exists under applicable master agreements, we offset assets and liabilities for reporting on the Consolidated Balance Sheets.

*Pension, Post-Retirement and Other Post-Employment Benefit Plans* – We sponsor a defined-contribution retirement plan that covers substantially all U.S. employees. We also sponsor various post-employment benefit plans at our Nordion business in Canada, including defined benefit and defined contribution pension plans, retirement compensation arrangements and plans that provide extended health care coverage to retired employees. In addition, we provide other benefit plans at our foreign subsidiaries, including a supplemental retirement arrangement, a retirement and termination allowance and post-retirement benefit plans, which include contributory healthcare benefits and contributory life insurance coverage. All non-pension post-employment benefit plans are unfunded.

These costs and obligations are affected by assumptions including the discount rate, the expected long-term rate of return on plan assets, the annual rate of change in compensation for eligible employees, estimated changes in costs of healthcare benefits, and other demographic and economic factors. We review the assumptions used on an annual basis.

We recognize the over/under funded status of defined benefit pension and post-retirement benefits plans in our Consolidated Balance Sheets. This amount is measured as the difference between the fair value of plan assets and the projected benefit obligation. Changes in the funded status of the plans are recorded in other comprehensive income (loss) in the year they occur. We measure plan assets and obligations as of the balance sheet date. We provide additional information about our pension and other post-retirement benefits plans in Note 12, “Employee Benefits”.

Amortization of net gain or loss included in accumulated other comprehensive income (loss) shall be reclassified to net periodic pension cost if, as of the beginning of the year, that gain or loss exceeds 10% of the greater of the projected benefit obligation (“PBO”) or the market related value of the plan assets (the ‘corridor’). As most of the plan’s participants are no longer actively accruing benefits, the average remaining life expectancy is used.

*Asset Retirement Obligations (“ARO”)* – ARO are legal obligations associated with the retirement of long-lived assets or the exit of a leased facility. We recognize a liability for an ARO in the period in which it is incurred if a reasonable estimate of fair value can be made, and the associated asset retirement costs are then capitalized as part of the carrying amount of the long-lived asset. We lease various facilities where sterilization and ionization services are performed. Under the lease agreements, we are required to return the facilities to their original condition and to perform decommissioning activities. In addition, certain of our owned facilities are required to be decommissioned when we vacate the facility. Accretion expense is recognized in cost of revenues in the Consolidated Statements of Operations and Comprehensive Income (Loss) over time as the discounted liability is accreted to its expected settlement value.

*Debt Issuance Costs, Premiums and Discounts* – We have incurred costs in connection with obtaining financing as well as premiums and discounts associated with our long-term debt. The portion of these fees that are capitalized are recorded as a reduction of debt on the Consolidated Balance Sheets and amortized into interest expense over the term of the debt agreement. Debt issuance costs associated with the Company’s revolving credit facilities are classified as assets unless there are outstanding borrowings under such arrangements.

*Concentration of Credit Risk, Other Risks and Uncertainties* – We maintain cash and cash equivalents in the form of demand deposits in accounts with major financial institutions in the U.S. and in countries where our subsidiaries operate. Deposits in these institutions may exceed amounts of insurance provided on such accounts. We have not experienced any losses on our deposits of cash and cash equivalents.

Sotera Health Company  
Notes to Consolidated Financial Statements

Our net revenues and accounts receivable are derived from customers located primarily in North America and Europe.

No customer accounted for 10% or more of accounts receivable at December 31, 2023 and 2022, or 10% or more of net revenues for the years ended December 31, 2023, 2022 and 2021.

*Income Taxes* – We use the liability method of accounting for income taxes whereby we recognize deferred tax assets and liabilities for the future tax consequences of temporary differences between the tax bases of assets and liabilities and their reported amounts in the consolidated financial statements. Deferred tax assets will be reduced by a valuation allowance if, based on management’s estimate, it is more likely than not that a portion of the deferred tax assets will not be realized in a future period. The estimates used in the recognition of deferred tax assets are subject to revision in future periods based on new facts and circumstances.

We determine whether it is more likely than not that a tax position will be sustained upon examination, including resolution of related appeals or litigation processes, based on the technical merits of the position. In evaluating whether a tax position has met the more-likely-than-not recognition threshold, we presume that the position will be examined by the appropriate taxing authority and that the taxing authority will have full knowledge of all relevant information. A tax position that meets the more-likely-than-not recognition threshold is measured at the largest amount of benefit that is greater than 50% likely of being realized upon ultimate settlement. Determining what constitutes an individual tax position and whether the more-likely-than-not recognition threshold is met for a tax position are matters of judgment based on the individual facts and circumstances of that position evaluated in light of all available evidence. We review and adjust tax estimates periodically because of ongoing examinations by, and settlements with, the various taxing authorities, as well as changes in tax laws, regulations, and precedent. We are subject to a tax on Global Intangible Low Taxed Income (“GILTI”) which we record as a period cost.

Our policy is to recognize interest and penalties related to income tax matters as a component of the provision for income taxes in our Consolidated Statements of Operations and Comprehensive Income (Loss).

*Foreign Currency Translation* – The functional currency of our foreign subsidiaries is generally the local currency. Accordingly, assets and liabilities are generally translated into U.S. dollars at the current rates of exchange as of the balance sheet date, and revenues and expenses are translated using weighted-average rates prevailing during the period. Adjustments from foreign currency translation are included as a separate component of accumulated other comprehensive income (loss).

Gains or losses arising from foreign currency transactions are recognized in the Consolidated Statements of Operations and Comprehensive Income (Loss) as foreign exchange loss (gain). The Company routinely enters into foreign currency forward contracts to manage foreign currency exchange rate risk of our intercompany loans in certain of our international subsidiaries and non-functional currency assets and liabilities. The foreign currency forward contracts expire on a monthly basis. For the years ended December 31, 2023, 2022 and 2021, foreign exchange loss related primarily to short-term losses (offset by short-term gains) on sales denominated in currencies other than the functional currency of our operating entities.

*Revenue Recognition* – Revenue is recognized when control of promised goods or services is transferred to customers in an amount that reflects the consideration to which the Company expects to be entitled in exchange for those goods or services. The majority of our sales agreements contain performance obligations satisfied at a point-in-time when control of promised goods or services have transferred to our customers. Sales recognized over time are generally accounted for using an input measure to determine progress completed as of the end of the period.

Refunds, returns, warranties and other related obligations are not material to any of our segments and we do not incur material incremental costs to secure customer contracts.

Our Sterigenics segment provides outsourced terminal sterilization and irradiation services for the medical device, pharmaceutical, food safety and advanced applications markets. We typically have multiyear service contracts with our significant customers, and these sales contracts are primarily based on customers’ purchase orders. Given the relatively short turnaround times, performance obligations are generally satisfied at a point-in-time upon the completion of sterilization or irradiation processing and approval by our quality assurance process. Sterigenics segment revenues are included in service revenues in our Consolidated Statements of Operations and Comprehensive Income (Loss).



Sotera Health Company  
Notes to Consolidated Financial Statements

Our Nordion segment is a global provider of Co-60 and gamma irradiation systems, which are key components to the gamma sterilization process. Revenue from the sale of Co-60 sources is recognized as product revenue at a point-in-time upon satisfaction of our performance obligations for delivery of existing sources. Revenue from the sale of gamma irradiation systems is recognized as product revenue over time using an input measure of costs incurred and is immaterial to the overall business. Revenues from Co-60 installation and disposal and gamma irradiation systems refurbishments and installations are recognized as service revenue.

Our Nelson Labs segment provides outsourced microbiological and analytical chemistry testing and advisory services for the medical device and pharmaceutical industries. We provide our customers mission-critical lab testing services, which assess the product quality, effectiveness, patient safety and end-to-end sterility of products. These services are necessary for our customers' regulatory approvals, product releases and ongoing product performance evaluations. Nelson Labs services are generally provided on a fee-for-service or project basis, and we recognize revenues over time using an input measure of time incurred to determine progress completed at the end of the period. Nelson Labs segment revenues are included in service revenues in our Consolidated Statements of Operations and Comprehensive Income (Loss).

We do not capitalize sales commissions because substantially all of our sales commission programs have an amortization period of one year or less. Furthermore, costs to fulfill a contract are not material.

Provisions for discounts, rebates to customers, and other adjustments are provided for as reductions in net revenues in the period the related sale is recorded. Shipping and handling charges billed to customers are included in net revenues, and the related shipping and handling costs are included in cost of net revenues on the Consolidated Statements of Operations and Comprehensive Income (Loss). Taxes assessed by a governmental authority that are both imposed on and concurrent with a specific revenue-producing transaction, that are collected by us from a customer, are excluded from net revenue.

Payment terms vary by the type and location of the customer and the products or services offered. Generally, the time between when revenue is recognized and when payment is due is not significant. We do not evaluate whether the selling price contains a financing component for contracts that have a duration of less than one year.

*Share-Based Compensation* – Equity-based awards issued to employees under the Sotera Health Company 2020 Omnibus Incentive Plan (“2020 Plan”) include restricted stock units (“RSUs”) and stock options that vest over time. Prior to our initial public offering (the “IPO” as described in Note 15, “Stockholders' Equity”), equity-based awards were issued to employees and non-employee directors in the form of partnership interests in our predecessor, Sotera Health Topco Parent, L.P. (“Topco Parent”), which vested based on either time (“time vesting awards”) or the achievement of certain performance and market conditions (“performance awards” and, together with the time vesting awards, the “pre-IPO awards”). In connection with the IPO, Topco Parent made in-kind distributions of restricted shares of our common stock to holders of pre-IPO awards as described in Note 15, “Stockholders' Equity”. The restricted shares of our common stock distributed in respect of pre-IPO time vesting awards vest through June 2025; expense related to these unvested awards will be recognized over the remaining vesting period. Expense attributable to the performance awards was recognized in its entirety in the year ended December 31, 2020 as the related performance conditions were considered probable of achievement and the implied service condition was met. Share-based compensation expense is recognized in the Consolidated Statements of Operations and Comprehensive Income (Loss), primarily within “Selling, general and administrative expenses” at the grant date fair value over the requisite service period (one to four years for awards granted under the 2020 Plan and five years for time vesting pre-IPO awards on a straight-line basis). Fair value of the pre-IPO awards was estimated on the date of grant using a simulation-based option valuation model incorporating multiple and variable assumptions over time, including assumptions such as employee forfeitures, unit price volatility and dividend assumptions. We use the Black-Scholes option pricing model to measure the grant date fair value of stock options awarded under the 2020 Plan using certain valuation assumptions. Share-based compensation expense for all awards recognizes forfeitures as they occur.

*Earnings (Loss) Per Share* – In periods in which the Company has net income, earnings per share information is determined using the two-class method, which includes the weighted-average number of common shares outstanding during the period and securities that participate in dividends (“participating securities”). Our unvested restricted common stock distributed in respect of pre-IPO Class B-1 and B-2 awards have the right to receive non-forfeitable dividends or dividend equivalents if the Company declares dividends on its common stock. Under the two-class method, earnings are allocated to both common stock shares and participating securities based on their respective weighted-average shares outstanding for the period. Diluted

Sotera Health Company  
Notes to Consolidated Financial Statements

earnings (loss) per common share incorporates the dilutive effect of common stock equivalents on an average basis during the period, if dilutive, in which case the dilutive effect of such securities is calculated using the more dilutive of (a) the two-class method, or (b) treasury stock method, as applicable, to the potentially dilutive instruments. Unvested restricted common stock is not included in the weighted average common shares outstanding figure within earnings per share until the period in which the vesting condition is satisfied. In periods in which the Company has a net loss, the two-class method is not applicable because the pre-IPO Class B-1 and B-2 restricted stock awards do not participate in losses. Refer to Note 17, “Earnings (Loss) Per Share” for additional information.

*Treasury Stock* – The Company records repurchases of its own common stock at cost. Repurchased common stock is presented as a reduction of equity in the Consolidated Balance Sheets. The difference between the repurchase and reissue price of the Company’s own stock is added to or deducted from additional paid-in capital. The cost of Treasury Stock reissued is calculated using a weighted average cost method.

*Commitments and Contingencies* – Certain conditions may exist as of the date of the consolidated financial statements which may result in a loss to the Company but will only be resolved when one or more future events occur or fail to occur. Such liabilities for loss contingencies arising from claims, assessments, litigation, fines, penalties, settlement agreements, and other sources, are recorded when management assesses that it is probable that a future liability has been incurred and the amount can be reasonably estimated. Recoveries of costs from third parties, which management assesses as being probable of realization, are recorded to the extent related contingent liabilities are accrued. Legal costs incurred in connection with matters relating to contingencies are expensed in the period incurred. We record gain contingencies when realized.

## 2. Recent Accounting Standards

### *Adoption of Accounting Standard Updates*

Effective January 1, 2023, we adopted Accounting Standards Update (“ASU”) ASU 2021-08-Business Combinations (Topic 805): Accounting for Contract Assets and Contract Liabilities from Contracts with Customers (“ASU 2021-08”). The amendments in ASU 2021-08 require that an acquiring entity recognize and measure contract assets and contract liabilities acquired in a business combination in accordance with Accounting Standards Codification (“ASC”) Topic 606, Revenue from Contracts with Customers (“ASC Topic 606”). At the acquisition date, an acquirer should account for the related revenue contracts in accordance with ASC Topic 606 as if it had originated the contracts. The adoption of this standard did not have a material impact on our consolidated financial statements and disclosures.

### *ASUs Issued But Not Yet Adopted*

In November 2023, the Financial Accounting Standards Board (“FASB”) issued ASU 2023-07-Segment Reporting (Topic 280): Improvements to Reportable Segment Disclosures. The amendments in ASU 2023-07 require an entity to provide enhanced disclosures about significant segment expenses. The amendments in this ASU are effective for fiscal years beginning after December 15, 2023, and interim periods within fiscal years beginning after December 15, 2024. Early adoption is permitted. The Company is in the process of evaluating the impact of this standard on our consolidated financial statements and disclosures.

In December 2023, the FASB issued ASU 2023-09-Income Taxes (Topic 740): Improvements to Income Tax Disclosures. The amendments in this ASU require entities to disclose, on an annual basis, specific categories in the reconciliation of the provision (benefit) for income taxes to the statutory rate and provide additional information for reconciling items that meet a quantitative threshold. Additionally, the update requires entities to disclose a disaggregation of taxes paid by category (federal, state and foreign taxes) as well as individual jurisdictions. For public business entities, the amendments in this ASU are effective for annual periods beginning after December 15, 2024. The Company is in the process of evaluating the impact of this standard on our consolidated financial statements and disclosures.

Sotera Health Company  
Notes to Consolidated Financial Statements

### 3. Revenue Recognition

The following table shows disaggregated net revenues from contracts with external customers by timing of revenue and by segment for the years ended December 31, 2023, 2022 and 2021:

	Year Ended December 31, 2023			
	Sterigenics	Nordion	Nelson Labs	Consolidated
<b>Point in time</b>	\$ 667,130	\$ 153,747	\$ —	\$ 820,877
<b>Over time</b>	—	6,712	221,699	228,411
<b>Total</b>	<b>\$ 667,130</b>	<b>\$ 160,459</b>	<b>\$ 221,699</b>	<b>\$ 1,049,288</b>

	Year Ended December 31, 2022			
	Sterigenics	Nordion	Nelson Labs	Consolidated
<b>Point in time</b>	\$ 626,646	\$ 147,499	\$ —	\$ 774,145
<b>Over time</b>	—	6,140	223,402	229,542
<b>Total</b>	<b>\$ 626,646</b>	<b>\$ 153,639</b>	<b>\$ 223,402</b>	<b>\$ 1,003,687</b>

	Year Ended December 31, 2021			
	Sterigenics	Nordion	Nelson Labs	Consolidated
<b>Point in time</b>	\$ 571,829	\$ 139,135	\$ —	\$ 710,964
<b>Over time</b>	—	1,372	219,142	220,514
<b>Total</b>	<b>\$ 571,829</b>	<b>\$ 140,507</b>	<b>\$ 219,142</b>	<b>\$ 931,478</b>

When we receive consideration from a customer prior to transferring goods or services under the terms of a sales contract, we record deferred revenue, which represents a contract liability. Deferred revenue totaled \$13.5 million and \$12.1 million at December 31, 2023 and 2022, respectively. We recognize deferred revenue after we have transferred control of the goods or services to the customer and all revenue recognition criteria are met.

### 4. Acquisitions

#### *Acquisition of Regulatory Compliance Associates Inc.*

On November 4, 2021, we acquired Regulatory Compliance Associates Inc. (“RCA”) for approximately \$30.6 million, net of \$0.6 million of cash acquired. RCA is an industry leader in providing life sciences consulting focused on quality, regulatory, and technical advisory services for the pharmaceutical, medical device and combination device industries. Headquartered in Pleasant Prairie, Wisconsin, RCA expands and further strengthens our technical consulting and expert advisory capabilities within our Nelson Labs segment.

The purchase price of RCA was allocated to the underlying assets acquired and liabilities assumed based upon management's estimated fair values at the date of acquisition. Approximately \$25.3 million of goodwill was recorded related to the RCA acquisition, representing the excess of the purchase price over the estimated fair values of all the assets acquired and liabilities assumed. We also recorded \$6.4 million of finite-lived intangible assets, primarily related to customer relationships. We funded this acquisition using available cash. The acquisition price and the results of operations for this acquired entity are not material in relation to our consolidated financial statements.

Sotera Health Company  
Notes to Consolidated Financial Statements

## 5. Inventories

Inventories consisted of the following:

*(thousands of U.S. dollars)*

<b>As of December 31,</b>	<b>2023</b>	<b>2022</b>
Raw materials and supplies	\$ 43,411	\$ 36,402
Work-in-process	471	584
Finished goods	4,670	276
	<b>48,552</b>	<b>37,262</b>
Reserve for excess and obsolete inventory	(236)	(117)
<b>Inventories, net</b>	<b>\$ 48,316</b>	<b>\$ 37,145</b>

## 6. Prepaid Expenses and Other Current Assets

Prepaid expenses and other current assets consisted of the following:

*(thousands of U.S. dollars)*

<b>As of December 31,</b>	<b>2023</b>	<b>2022</b>
Prepaid taxes	\$ 4,129	\$ 26,598
Prepaid business insurance	7,174	9,964
Prepaid rent	1,150	998
Customer contract assets	17,785	19,777
Insurance and indemnification receivables	—	3,724
Current deposits	715	660
Prepaid maintenance contracts	422	324
Value added tax receivable	4,306	1,640
Prepaid software licensing	2,503	1,832
Stock supplies	3,669	3,656
Embedded derivatives	1,225	2,721
Other	10,768	9,101
<b>Prepaid expenses and other current assets</b>	<b>\$ 53,846</b>	<b>\$ 80,995</b>

## 7. Property, Plant and Equipment

Property, plant, and equipment, net, consisted of the following:

*(thousands of U.S. dollars)*

<b>As of December 31,</b>	<b>2023</b>	<b>2022</b>
Land and buildings	\$ 345,309	\$ 317,930
Leasehold improvements	82,582	67,386
Machinery, equipment, including Co-60	710,000	577,670
Furniture and fixtures	8,754	7,747
Computer hardware and software	51,437	44,796
Asset retirement costs	6,590	4,255
Construction-in-progress	247,019	193,639
	<b>1,451,691</b>	<b>1,213,423</b>
Less accumulated depreciation	(504,777)	(438,896)
<b>Property, plant and equipment, net</b>	<b>\$ 946,914</b>	<b>\$ 774,527</b>

Sotera Health Company  
Notes to Consolidated Financial Statements

Depreciation and amortization expense for property, plant, and equipment, including property under finance leases, was \$76.6 million, \$64.3 million and \$64.2 million for the years ended December 31, 2023, 2022 and 2021, respectively. Capitalized interest totaled \$12.2 million, \$3.7 million and \$1.1 million for the years ended December 31, 2023, 2022 and 2021, respectively, and was recorded as a reduction in “Interest expense, net” in the Consolidated Statements of Operations and Comprehensive Income (Loss).

### 8. Goodwill and Other Intangible Assets

Changes to goodwill during the years ended December 31, 2023 and 2022 were as follows:

<i>(thousands of U.S. dollars)</i>	<u>Sterigenics</u>	<u>Nordion</u>	<u>Nelson Labs</u>	<u>Total</u>
Goodwill at January 1, 2022	\$ 660,743	\$ 288,905	\$ 170,672	\$ 1,120,320
RCA acquisition measurement period adjustments	—	—	4,645	4,645
Changes due to foreign currency exchange rates	(3,285)	(17,939)	(1,973)	(23,197)
Goodwill at December 31, 2022	657,458	270,966	173,344	1,101,768
Changes due to foreign currency exchange rates	2,430	5,963	1,029	9,422
<b>Goodwill at December 31, 2023</b>	<b><u>\$ 659,888</u></b>	<b><u>\$ 276,929</u></b>	<b><u>\$ 174,373</u></b>	<b><u>\$ 1,111,190</u></b>

Other intangible assets consisted of the following:

<i>(thousands of U.S. dollars)</i>	<u>Gross Carrying Amount</u>	<u>Accumulated Amortization</u>
<b>As of December 31, 2023</b>		
<b><i>Finite-lived intangible assets</i></b>		
Customer relationships	\$ 657,673	\$ 485,188
Proprietary technology	84,918	56,846
Trade names	2,567	1,207
Land-use rights	8,756	1,855
Sealed source and supply agreements	208,919	107,561
Other	4,517	2,905
<b>Total finite-lived intangible assets</b>	<b>967,350</b>	<b>655,562</b>
<b><i>Indefinite-lived intangible assets</i></b>		
Regulatory licenses and other <sup>(a)</sup>	78,684	—
Trade names / trademarks	25,846	—
<b>Total indefinite-lived intangible assets</b>	<b>104,530</b>	<b>—</b>
<b>Total</b>	<b><u>\$ 1,071,880</u></b>	<b><u>\$ 655,562</u></b>



Sotera Health Company  
Notes to Consolidated Financial Statements

<u>As of December 31, 2022</u>	<u>Gross Carrying Amount</u>	<u>Accumulated Amortization</u>
<b>Finite-lived intangible assets</b>		
Customer relationships	\$ 652,811	\$ 422,277
Proprietary technology	86,054	50,952
Trade names	2,553	701
Land-use rights	8,986	1,683
Sealed source and supply agreements	204,391	93,034
Other	4,469	1,979
<b>Total finite-lived intangible assets</b>	<b>959,264</b>	<b>570,626</b>
<b>Indefinite-lived intangible assets</b>		
Regulatory licenses and other <sup>(a)</sup>	76,978	—
Trade names / trademarks	25,649	—
<b>Total indefinite-lived intangible assets</b>	<b>102,627</b>	<b>—</b>
<b>Total</b>	<b>\$ 1,061,891</b>	<b>\$ 570,626</b>

(a) Includes certain transportation certifications, a class 1B nuclear license and other intangibles related to obtaining such licensure. These assets are considered indefinite-lived as the decision for renewal by the Canadian Nuclear Safety Commission is highly based on a licensee's previous assessments, reported incidents, and annual compliance and inspection results. New applications for license can take a significant amount of time and cost; whereas an existing licensee with a historical record of compliance and current operating conditions more than likely ensures renewal for another 10 year license period as Nordion has demonstrated over its 75 years of history.

Amounts include the impact of foreign currency translation. Fully amortized amounts are written off.

Amortization expense for finite-lived intangible assets was \$81.3 million, \$81.6 million, and \$86.8 million for the years ended December 31, 2023, 2022 and 2021, respectively. \$63.8 million, \$62.9 million, and \$63.8 million was included in "Amortization of intangible assets" in the Consolidated Statements of Operations and Comprehensive Income (Loss) for the years ended December 31, 2023, 2022 and 2021, whereas the remainder was included in "Cost of revenues."

The estimated aggregate amortization expense for finite-lived intangible assets for each of the next five years and thereafter is as follows:

*(thousands of U.S. dollars)*

2024	\$ 80,187
2025	42,735
2026	22,514
2027	21,438
2028	20,890
Thereafter	124,024
<b>Total</b>	<b>\$ 311,788</b>

The weighted-average remaining useful life of the finite-lived intangible assets was approximately 9.0 years as of December 31, 2023.

Sotera Health Company  
Notes to Consolidated Financial Statements

## 9. Accrued Liabilities

Accrued liabilities consisted of the following:

*(thousands of U.S. dollars)*

<u>As of December 31,</u>	2023	2022
Accrued employee compensation	\$ 35,037	\$ 32,936
Georgia EO litigation settlement reserve	35,000	—
Illinois EO litigation settlement reserve	288	408,000
Other legal reserves	1,480	3,776
Accrued interest expense	26,681	23,291
Embedded derivatives	414	3,508
Professional fees	12,691	6,436
Accrued utilities	2,056	1,906
Insurance accrual	2,922	2,392
Accrued taxes	2,407	2,567
Other	3,495	5,318
<b>Accrued liabilities</b>	<b>\$ 122,471</b>	<b>\$ 490,130</b>

## 10. Long-Term Debt

Long-term debt consisted of the following:

*(thousands of U.S. dollars)*

<u>As of December 31, 2023</u>	<u>Gross Amount</u>	<u>Unamortized Debt Issuance Costs</u>	<u>Unamortized Debt Discount</u>	<u>Net Amount</u>
Term loan, due 2026	1,763,100	(1,606)	(10,298)	1,751,196
Term loan B, due 2026	497,500	(7,616)	(12,609)	477,275
	2,260,600	(9,222)	(22,907)	2,228,471
Less current portion	5,000	(76)	(127)	4,797
<b>Long-term debt</b>	<b>\$ 2,255,600</b>	<b>\$ (9,146)</b>	<b>\$ (22,780)</b>	<b>\$ 2,223,674</b>

*(thousands of U.S. dollars)*

<u>As of December 31, 2022</u>	<u>Gross Amount</u>	<u>Unamortized Debt Issuance Costs</u>	<u>Unamortized Debt Discount</u>	<u>Net Amount</u>
Term loan, due 2026	1,763,100	(2,140)	(13,845)	1,747,115
Revolving credit facility	200,000	(3,328)	—	196,672
Other long-term debt	450	(3)	—	447
	1,963,550	(5,471)	(13,845)	1,944,234
Less current portion	200,450	(3,331)	—	197,119
<b>Long-term debt</b>	<b>\$ 1,763,100</b>	<b>\$ (2,140)</b>	<b>\$ (13,845)</b>	<b>\$ 1,747,115</b>

Sotera Health Company  
Notes to Consolidated Financial Statements

## Debt Facilities

### *Senior Secured Credit Facilities*

On December 13, 2019, Sotera Health Holdings, LLC (“SHH”), our wholly owned subsidiary, entered into senior secured first lien credit facilities (the “Senior Secured Credit Facilities”), consisting of both a prepayable senior secured first lien term loan (the “Term Loan”) and a senior secured first lien revolving credit facility (the “Revolving Credit Facility”) pursuant to a first lien credit agreement (the “2019 Credit Agreement”). The Revolving Credit Facility and Term Loan mature on June 13, 2026, and December 13, 2026, respectively. After giving effect to the Revolving Credit Facility Amendment (defined below), the total borrowing capacity under the Revolving Credit Facility is \$423.8 million. The Senior Secured Credit Facilities also provide SHH the right at any time and under certain conditions to request incremental term loans or incremental revolving credit commitments based on a formula defined in the Senior Secured Credit Facilities. As of December 31, 2023 and 2022, total borrowings under the Term Loan were \$1,763.1 million. The weighted average interest rate on borrowings under the Term Loan for the year ended December 31, 2023 and 2022 was 7.95% and 4.63%, respectively.

On February 23, 2023, we entered into the First Lien Credit Agreement (the “2023 Credit Agreement”), which provides for, among other things, a new Term Loan B facility (the “2023 Term Loan”) in an aggregate principal amount of \$500.0 million and bears interest, at the Company’s option, at a variable rate per annum equal to either (x) the Term Secured Overnight Financing Rate (“Term SOFR”) (as defined in the 2023 Credit Agreement) plus an applicable margin of 3.75% or (y) an alternative base rate (“ABR”) plus an applicable margin of 2.75%. The 2023 Credit Agreement is secured on a first priority basis on substantially all of our assets and is guaranteed by certain of our subsidiaries. It is prepayable without premium or penalty at any time six months after the closing date. The principal balance shall be paid at 1% of the aggregate principal amount (\$5.0 million) per year, with the balance due at the end of 2026. The Company used the proceeds of the 2023 Term Loan to fund a previously announced \$408.0 million EO litigation settlement in Cook County, Illinois and pay down the \$200.0 million of existing borrowings under the Revolving Credit Facility concurrent with the funding of the 2023 Term Loan on February 23, 2023. The Company utilized the remaining proceeds to further enhance liquidity and for general corporate purposes. The weighted average interest rate on borrowings under the 2023 Term Loan for the year ended December 31, 2023 was 8.90%.

On March 21, 2023, the Company entered into an Incremental Facility Amendment to the First Lien Credit Agreement (“Revolving Credit Facility Amendment”), which provides for an increase in the commitments under the existing Revolving Credit Facility in an aggregate principal amount of \$76.3 million. In addition, certain of the lenders providing revolving credit commitments provided additional commitments for the issuance of the letters of credit under the Revolving Credit Facility in an aggregate principal amount of \$165.1 million. The Revolving Credit Facility Amendment also provides for the replacement of the reference interest rate option for Revolving Loans from London Interbank Offered Rate (“LIBOR”) to Secured Overnight Financing Rate (“SOFR”) plus an applicable credit spread adjustment of 0.10% (subject to a minimum floor of 0%). After giving effect to the Revolving Credit Facility Amendment, the aggregate amount of the lenders’ revolving commitments is \$423.8 million. The maturity date of the Revolving Credit Facility remains June 13, 2026. The Company borrowed \$200.0 million under the Revolving Credit Facility during the fourth quarter of 2022, which was repaid in the first quarter of 2023. As of December 31, 2023 and 2022 total borrowings outstanding on the Revolving Credit Facility were \$0 and \$200.0 million, respectively. The weighted average interest rate on outstanding borrowings under the Revolving Credit Facility for the years ended December 31, 2023 and 2022 was 7.47% and 6.21%, respectively.

The Senior Secured Credit Facilities and 2023 Credit Agreement contain additional covenants that, among other things, restrict, subject to certain exceptions, our ability and the ability of our restricted subsidiaries to engage in certain activities, such as incur indebtedness or permit to exist any lien on any property or asset now owned or hereafter acquired, as specified in the Senior Secured Credit Facilities and 2023 Credit Agreement. The Senior Secured Credit Facilities and 2023 Credit Agreement also contain certain customary affirmative covenants and events of default, including upon a change of control. An event of default under the Senior Secured Credit Facilities and 2023 Credit Agreement would occur if the Company or certain of its subsidiaries received one or more enforceable judgments in an aggregate amount in excess of \$100.0 million and the judgments were not stayed or remained undischarged for a period of sixty consecutive days or if, to enforce such judgments, a judgment creditor were to attach liens upon assets that are material to the business and operations of the Company and certain of its subsidiaries as a whole. As of December 31, 2023, we were in compliance with all of the Senior Secured Credit Facilities and 2023 Credit Agreement covenants.

Sotera Health Company  
Notes to Consolidated Financial Statements

All of SHH's obligations under the Senior Secured Credit Facilities and 2023 Credit Agreement are unconditionally guaranteed by the Company and each existing and subsequently acquired or organized direct or indirect wholly-owned domestic restricted subsidiary of the Company, with customary exceptions including, among other things, where providing such guarantees is not permitted by law, regulation or contract or would result in material adverse tax consequences. All obligations under the Senior Secured Credit Facilities and 2023 Credit Agreement, and the guarantees of such obligations, are secured by substantially all assets of the borrower and guarantors, subject to permitted liens and other exceptions and exclusions, as outlined in the Senior Secured Credit Facilities and 2023 Credit Agreement.

Outstanding letters of credit are collateralized by encumbrances against the Revolving Credit Facility and the collateral pledged thereunder, or by cash placed on deposit with the issuing bank. As of December 31, 2023, the Company had \$23.7 million of letters of credit issued against the Revolving Credit Facility, resulting in total availability under the Revolving Credit Facility of \$400.1 million.

*Term Loan Interest Rate Risk Management*

The Company utilizes interest rate derivatives to reduce the variability of cash flows in the interest payments associated with our variable rate debt due to changes in LIBOR (up to June 22, 2023) and Term SOFR. For additional information on the derivative instruments described above, refer to Note 21, "Financial Instruments and Financial Risk", "*Derivative Instruments*."

*LIBOR Transition*

Publication of all U.S. LIBOR tenors ceased after June 30, 2023. To align with the market phaseout of LIBOR, SHH entered into an amendment to the Senior Secured Credit Facilities to replace the LIBOR-based reference interest rate option under the Term Loan with a reference interest rate option based on Term SOFR plus an applicable credit spread adjustment of 0.11448% (for one-month interest periods), 0.26161% (for three-month interest periods) and 0.42826% (for six-month interest periods) (in all cases, subject to a minimum floor of 0.50%).

In accordance with ASC 848 *Reference Rate Reform*, we have elected to apply certain optional expedients for contract modifications and hedging relationships for derivative instruments impacted by the benchmark interest rate transition. The optional expedients remove the requirement to remeasure contract modifications or dedesignate hedging relationships impacted by reference rate reform.

*Aggregate Maturities*

Aggregate maturities of the Company's long-term debt, excluding debt discounts, as of December 31, 2023, are as follows:

*(thousands of U.S. dollars)*

2024	\$ 5,000
2025	5,000
2026	2,250,600
Thereafter	—
<b>Total</b>	<b>\$ 2,260,600</b>

**11. Income Taxes**

The geographic sources of income (loss) before income taxes were as follows:

*(thousands of U.S. dollars)*

<b>Year ended December 31,</b>	<b>2023</b>	<b>2022</b>	<b>2021</b>
U.S.	\$ (100,635)	\$ (418,308)	\$ 5,092
Foreign	206,662	175,197	170,624
<b>Income (loss) before income taxes</b>	<b>\$ 106,027</b>	<b>\$ (243,111)</b>	<b>\$ 175,716</b>

Sotera Health Company  
Notes to Consolidated Financial Statements

Provision (benefit) for income taxes consisted of the following:

*(thousands of U.S. dollars)*

<b>Year ended December 31,</b>	<b>2023</b>	<b>2022</b>	<b>2021</b>
<b>Current</b>			
Federal U.S.	\$ (3,809)	\$ 12,841	\$ 13,915
State U.S.	924	5,082	3,220
Foreign	54,087	46,496	45,176
<b>Total current provision</b>	<b>51,202</b>	<b>64,419</b>	<b>62,311</b>
<b>Deferred</b>			
Federal U.S.	6,933	(52,382)	(2,422)
State U.S.	(619)	(17,919)	391
Foreign	(2,865)	(3,659)	(1,685)
<b>Total deferred provision (benefit)</b>	<b>3,449</b>	<b>(73,960)</b>	<b>(3,716)</b>
<b>Total provision (benefit) for income taxes</b>	<b>\$ 54,651</b>	<b>\$ (9,541)</b>	<b>\$ 58,595</b>

The provision (benefit) for income taxes is reconciled with the U.S. federal statutory rate as follows:

*(thousands of U.S. dollars)*

<b>Year ended December 31,</b>	<b>2023</b>	<b>2022</b>	<b>2021</b>
Provision (benefit) computed at federal statutory rate	\$ 22,265	\$ (51,053)	\$ 36,872
Increase (decrease) in taxes as a result of:			
State taxes, net of federal benefit	(2,889)	(20,359)	1,013
Valuation allowance	19,494	53,860	8,455
Global intangible low-tax income (“GILTI”)	4,861	1,427	2,103
Nondeductible share-based compensation	3,192	2,510	1,512
Foreign tax rate differential	10,595	8,335	8,005
Impact of rate changes on deferred tax balances	(92)	(1,184)	2,612
Tax holiday	(1,082)	(605)	(706)
Audit settlement	739	276	276
Tax credits	—	(172)	(248)
Other	(2,432)	(2,576)	(1,299)
<b>Total provision (benefit) for income taxes</b>	<b>\$ 54,651</b>	<b>\$ (9,541)</b>	<b>\$ 58,595</b>



Sotera Health Company  
Notes to Consolidated Financial Statements

The components of the tax effects of temporary differences and carryforwards that gave rise to significant portions of the deferred tax assets and liabilities are as follows:

*(thousands of U.S. dollars)*

<b>As of December 31,</b>	<b>2023</b>	<b>2022</b>
Net operating loss carryforwards	\$ 71,552	\$ 9,286
Net capital loss carryforwards	4,686	4,666
Reserves and accruals	26,591	121,685
Employee benefits and compensation	8,519	6,610
Asset retirement obligations	11,140	10,649
Lease liability	8,733	9,506
Disallowed interest carryforward	129,320	89,682
Other	10,806	6,561
Deferred tax assets before valuation allowance	271,347	258,645
Valuation allowance	(125,435)	(105,600)
<b>Net deferred tax assets</b>	<b>145,912</b>	<b>153,045</b>
Depreciation and amortization	(195,450)	(199,670)
Other	(9,923)	(17,298)
Total deferred tax liabilities	(205,373)	(216,968)
<b>Net deferred tax liabilities</b>	<b>\$ (59,461)</b>	<b>\$ (63,923)</b>
Noncurrent net deferred tax assets	\$ 4,993	\$ 4,101
Noncurrent net deferred tax liabilities	(64,454)	(68,024)
<b>Noncurrent net deferred tax liabilities</b>	<b>\$ (59,461)</b>	<b>\$ (63,923)</b>

At December 31, 2023 and 2022, the Company had available U.S. federal net operating loss carryforwards of \$235.0 million and \$0, respectively, which have no expiration date. At December 31, 2023 and 2022, the Company had available state net operating loss carryforwards of \$298.8 million and \$28.3 million, respectively, of which \$103.6 million have no expiration date, and foreign net operating loss carryforwards of approximately \$23.4 million and \$29.3 million, respectively, the majority of which have no expiration date. At December 31, 2023 and 2022, a valuation allowance was established against foreign net operating loss carryforwards for \$4.4 million and \$3.0 million, respectively. At December 31, 2023 and 2022 we also established a valuation allowance against U.S. federal net operating loss carryforwards of \$6.8 million, and \$0, respectively, and state net operating loss carryforwards for \$11.3 million and \$1.9 million, respectively. Based on management's assessment, it is not more likely than not that these deferred tax assets will be realized through future taxable income.

At December 31, 2023 and 2022, no deferred tax liability has been recorded for repatriation of earnings for purposes of the Company's consolidated financial statements as these earnings are deemed to be indefinitely reinvested. Determining the amount of unrecognized deferred tax liability related to any remaining undistributed foreign earnings not subject to the transition tax and additional outside basis difference in these entities (i.e., basis difference in excess of that subject to the one-time transition tax) is not practicable.

As of December 31, 2023 and 2022, the gross reserve for uncertain tax positions, excluding accrued interest and penalties, was \$0, as noted in the following reconciliation.

Sotera Health Company  
Notes to Consolidated Financial Statements

The Company's unrecognized income tax benefits were as follows:

*(thousands of U.S. dollars)*

<b>For the period from January 1 – December 31,</b>	<b>2023</b>	<b>2022</b>
Gross unrecognized tax benefits, beginning of year	\$ —	\$ 116
Additions related to current year	—	—
Reductions related to prior years	—	(116)
Settlements	—	—
<b>Gross unrecognized tax benefits, end of period</b>	<b>\$ —</b>	<b>\$ —</b>

The Company recognizes interest and penalties as part of the provision for income taxes. For the years ended December 31, 2023, 2022 and 2021 interest and penalties related to uncertain income tax positions that were recognized in the Consolidated Statements of Operations and Comprehensive Income (Loss) were not material.

The Company, which represents all of its subsidiaries, files income tax returns in the U.S. federal jurisdiction and various states and foreign jurisdictions. The Company is no longer subject to U.S. federal, state, and local tax examinations before 2016, and non-U.S. income tax examinations by tax authorities for years before 2012. Tax years through December 31, 2018 have been audited by the Internal Revenue Service ("IRS") and are effectively closed for U.S. federal income tax purposes and no other fiscal years are currently under audit. For Nordion's Canadian tax, all tax years through October 31, 2018 have been closed through audit or statute, and no other fiscal years are currently under audit.

A portion of the Company's foreign operations benefit from a tax holiday, which is set to expire in 2030. This tax holiday may be terminated early if certain conditions are not met. The tax benefit attributable to this holiday was \$1.1 million and \$0.6 million for the fiscal years ended December 31, 2023 and 2022, respectively.

## 12. Employee Benefits

### Employee Retirement Benefits in the U.S.

We have a defined-contribution retirement plan that covers all U.S. employees upon date of hire. Contributions are directed by each participant into various investment options. Under this plan, we match participants' contributions based on plan provisions. The Company's contributions, which are expensed as incurred, were \$5.7 million, \$5.0 million, and \$4.3 million for the years ended December 31, 2023, 2022 and 2021, respectively, and are recorded in the same line as the respective employee's wages. Administrative expenses related to the plan are paid by the Company and are not material.

### Employee Retirement Benefits Outside the U.S.

The Company participates in qualified supplemental retirement and savings plans in various countries outside the U.S. where we operate. Under these defined-contribution plans, funding and costs are generally based upon a predetermined percentage of employee compensation. The Company's contributions, which are expensed as incurred and recorded in the same line as the respective employee's wages, were \$1.7 million, \$1.2 million and \$1.4 million for the years ended December 31, 2023, 2022 and 2021, respectively.

### Defined Benefit Pension Plans

The Company also sponsors various post-employment benefit plans including, in certain countries outside the U.S., defined benefit and defined contribution plans, retirement compensation arrangements, and plans that provide extended health care coverage to retired employees, the majority of which relate to Nordion.

#### *Defined Benefit Pension Plan*

The following defined benefit pension plan disclosure relates to Nordion. All other foreign defined benefit pension plans are immaterial. The interest cost, expected return on plan assets and amortization of net actuarial loss are recorded in "Other income, net" and the service cost component is included in the same financial statement line item as the applicable employee's

Sotera Health Company  
Notes to Consolidated Financial Statements

wages in the Consolidated Statements of Operations and Comprehensive Income (Loss). The components of net periodic benefit cost for the defined benefit plans were as follows:

<b>Year ended December 31,</b> <i>(thousands of U.S. dollars)</i>	<b>2023</b>	<b>2022</b>	<b>2021</b>
Service cost	\$ 525	\$ 969	\$ 1,204
Interest cost	10,917	7,411	6,516
Expected return on plan assets	(16,108)	(14,421)	(14,370)
Amortization of net actuarial loss	—	—	1,079
<b>Net periodic benefit</b>	<b>\$ (4,666)</b>	<b>\$ (6,041)</b>	<b>\$ (5,571)</b>

The following weighted average assumptions were used in the determination of the projected benefit obligation and the net periodic benefit:

<b>Year ended December 31,</b>	<b>2023</b>	<b>2022</b>
<b>Projected benefit obligation</b>		
Discount rate	4.65 %	5.19 %
Rate of compensation increase	3.00 %	3.00 %
<b>Periodic benefit</b>		
Discount rate	5.19 %	3.01 %
Expected return on plan assets	6.50 %	5.00 %
Rate of compensation increase	3.00 %	3.00 %

The changes in the projected benefit obligation, fair value of plan assets, and the funded status of the plans are as follows:

<b>As of December 31,</b> <i>(thousands of U.S. dollars)</i>	<b>2023</b>	<b>2022</b>
<b>Change in projected benefit obligation:</b>		
Projected benefit obligation, as of beginning of the year	\$ 217,582	\$ 296,712
Service cost	681	1,118
Interest cost	10,917	7,411
Benefits paid	(12,305)	(12,207)
Actuarial loss (gain)	17,934	(59,378)
Foreign currency exchange rate changes	5,138	(16,074)
<b>Projected benefit obligation, end of year</b>	<b>\$ 239,947</b>	<b>\$ 217,582</b>
<b>Change in fair value of plan assets:</b>		
Fair value of plan assets as of the beginning of the year	\$ 253,130	\$ 302,190
Actual return (loss) on plan assets	21,163	(20,038)
Benefits paid	(12,305)	(12,207)
Employer contributions	496	693
Employee contributions	156	149
Foreign currency exchange rate changes	5,784	(17,657)
<b>Fair value of plan assets, end of year</b>	<b>\$ 268,424</b>	<b>\$ 253,130</b>
<b>Funded status at end of year</b>	<b>\$ 28,477</b>	<b>\$ 35,548</b>
<b>Accumulated benefit obligation, end of year</b>	<b>\$ 237,016</b>	<b>\$ 215,001</b>

All defined benefit pension plans are overfunded as of December 31, 2023 and December 31, 2022.

Sotera Health Company  
Notes to Consolidated Financial Statements

The funded status, measured as the difference between the fair value of the plan assets and the projected benefit obligation, are included in “Post-retirement assets” for overfunded plans and “Post-retirement obligations” for underfunded plans in the Consolidated Balance Sheets.

A reconciliation of the funded status to amounts recognized in the Consolidated Balance Sheets is as follows:

*(thousands of U.S. dollars)*

<b>As of December 31,</b>	<b>2023</b>	<b>2022</b>
Projected benefit obligation	\$ 239,947	\$ 217,582
Fair value of plan assets	268,424	253,130
Plan assets greater than projected benefit obligation (noncurrent assets)	28,477	35,548
Unrecognized net actuarial loss (gain)	11,429	(1,649)

The following table illustrates the amounts in accumulated other comprehensive (income) loss that have not yet been recognized as components of pension expense:

*(thousands of U.S. dollars)*

<b>As of December 31,</b>	<b>2023</b>	<b>2022</b>
Net actuarial loss (gain)	\$ 11,429	\$ (1,649)
Deferred income taxes	(2,919)	370
<b>Accumulated other comprehensive loss (gain) – net of tax</b>	<b>\$ 8,510</b>	<b>\$ (1,279)</b>

We do not expect to reclassify any of the net actuarial loss in accumulated other comprehensive income to net periodic pension cost in the next twelve months.

The weighted average asset allocation of the Company’s pension plans was as follows:

<b>Asset Category</b>	<b>Target</b>	<b>2023</b>	<b>2022</b>
Cash	0.0 %	0.7 %	0.4 %
Fixed income	54.0 %	43.7 %	43.1 %
Equities	27.0 %	34.0 %	33.4 %
Hedge funds	19.0 %	21.6 %	23.1 %
Total	100.0 %	100.0 %	100.0 %

The Company maintains target allocation percentages among various asset classes based on investment policies established for the pension plans, which are designed to maximize the total rate of return (income and appreciation) after inflation, within the limits of prudent risk taking, while providing for adequate near-term liquidity for benefit payments. Such investment strategies have adopted an equity-based philosophy to achieve their long-term investment goals by investing in assets that often have uncertain returns, such as Canadian and other foreign equities, and non-government bonds, although, the Company also attempts to reduce the overall level of risk by diversifying the asset classes and further diversifying within each individual asset class.

The Company’s expected return on asset assumptions are derived from studies conducted by actuaries and investment advisors. The studies include a review of anticipated future long-term performance of individual asset classes and consideration of the appropriate asset allocation strategy given the anticipated requirements of the plans to determine the average rate of earnings expected on the funds invested to provide for the pension plans benefits. While the study considers recent fund performance and historical returns, the assumption is primarily a long-term, prospective rate.

*Valuation Methodologies*

Below is a description of the composition and valuation methodologies for pension plan assets. Refer to the discussion of fair value hierarchy in Note 21, “Financial Instruments and Financial Risk”.

Sotera Health Company  
Notes to Consolidated Financial Statements

*Cash and cash equivalents* – Consists of deposits with financial institutions and other short-term highly liquid investments with an original maturity of three months or less. Cash and cash equivalents are categorized as Level 1 instruments in the fair value hierarchy.

*Fixed income securities, equity securities and hedge fund assets* - These assets are invested in managed funds that are measured at fair value using the net asset value per share practical expedient and, therefore, are not categorized in the fair value hierarchy.

Expected future benefit payments from plan assets are as follows:

*(thousands of U.S. dollars)*

**Year Ended December 31,**

2024	\$ 14,066
2025	14,363
2026	14,651
2027	14,774
2028	14,911
2029 - 2033	75,755
	<b>\$ 148,520</b>

*Other benefit plans*

Other benefit plans disclosed below relate to Nordion and include a supplemental retirement arrangement, a retirement and termination allowance, and post-retirement benefit plans, which include contributory health and dental care benefits and contributory life insurance coverage. All non-pension post-employment benefit plans are unfunded. All other non-pension post-employment benefit plans are immaterial.

The interest cost and amortization of net actuarial (gain) loss are recorded in “Other income, net” and the service cost component is included in the same financial statement line item as the applicable employee’s wages in the Consolidated Statements of Operations and Comprehensive Income (Loss). The components of net periodic benefit cost for the other benefit plans were as follows:

*(thousands of U.S. dollars)*

**Year Ended December 31,**

	2023	2022	2021
Service cost	\$ 9	\$ 16	\$ 28
Interest cost	398	284	268
Amortization of net actuarial gain	(197)	(171)	(34)
<b>Net periodic benefit cost</b>	<b>\$ 210</b>	<b>\$ 129</b>	<b>\$ 262</b>

The weighted average assumptions used to determine the projected benefit obligation and net periodic pension cost for these plans were as follows:

**Year Ended December 31,**

	2023	2022
<b>Projected benefit obligation:</b>		
Discount rate	4.65 %	5.19 %
Rate of compensation increase	3.00 %	3.00 %
Initial health care cost trend rate	7.00 %	7.00 %
Ultimate health care cost trend rate	4.00 %	4.00 %
Years until ultimate trend rate is reached	16	18
<b>Benefit cost:</b>		
Discount rate	5.19 %	3.01 %
Rate of compensation increase	3.00 %	3.00 %

Sotera Health Company  
Notes to Consolidated Financial Statements

Assumed health care cost trend rates have a significant effect on the amounts reported for the health care plans. A one-percentage point change in assumed health care cost trend rates would have had the following impact on our consolidated financial statements in 2023:

<i>(thousands of U.S. dollars)</i>	<u>1% Increase</u>	<u>1% Decrease</u>
Change in net periodic benefit cost	\$ 25	\$ (22)
Change in projected benefit obligation	596	(500)

The changes in the projected benefit obligation and the funded status of the other post-retirement plans were as follows:

<i>(thousands of U.S. dollars)</i>	<u>2023</u>	<u>2022</u>
<b>As of December 31,</b>		
Change in projected benefit obligation:		
Projected benefit obligation	\$ 8,391	\$ 11,942
Service cost	9	16
Interest cost	398	284
Benefits paid	(665)	(590)
Actuarial loss (gain)	509	(2,775)
Plan participant contributions	129	146
Foreign currency exchange rate changes	193	(632)
<b>Projected benefit obligation, end of year</b>	<b>\$ 8,964</b>	<b>\$ 8,391</b>
Change in fair value of plan assets:		
Fair value of plan assets as of the beginning of the year	\$ 481	\$ 478
Benefits paid	(183)	(181)
Employer contributions	216	216
Foreign currency exchange rate changes	11	(32)
<b>Fair value of plan assets, end of year</b>	<b>\$ 525</b>	<b>\$ 481</b>
<b>Underfunded status at end of year</b>	<b>\$ (8,439)</b>	<b>\$ (7,910)</b>
<b>Accumulated benefit obligation, end of year</b>	<b>\$ 8,943</b>	<b>\$ 8,381</b>

All other post-retirement benefit pension plans are underfunded as of December 31, 2023 and 2022.

A reconciliation of the funded status to the net plan liabilities recognized in the Consolidated Balance Sheets is as follows:

<i>(thousands of U.S. dollars)</i>	<u>2023</u>	<u>2022</u>
<b>As of December 31,</b>		
Projected benefit obligation	\$ 8,964	\$ 8,391
Fair value of plan assets	525	481
Plan assets less than projected benefit obligation (noncurrent liabilities)	(8,439)	(7,910)
Unrecognized actuarial gains	(2,074)	(2,732)

The other benefit plan liabilities are presented on the Consolidated Balance Sheets as “Post retirement obligations.”



Sotera Health Company  
Notes to Consolidated Financial Statements

The following table illustrates the amounts in accumulated other comprehensive income (loss) that have not yet been recognized as components of other benefit plan expense:

*(thousands of U.S. dollars)*

<b>As of December 31,</b>	<b>2023</b>	<b>2022</b>
Net actuarial gain	\$ (2,074)	\$ (2,732)
Deferred income taxes	585	699
<b>Accumulated other comprehensive income – net of tax</b>	<b>\$ (1,489)</b>	<b>\$ (2,033)</b>

Based on the actuarial assumptions used to develop the Company’s benefit obligations as of December 31, 2023, the following benefit payments are expected to be made to plan participants:

*(thousands of U.S. dollars)*

<b>Years ended December 31</b>	
2024	\$ 538
2025	549
2026	548
2027	575
2028	512
2029 - 2033	2,643
<b>Total</b>	<b>\$ 5,365</b>

The Company currently has no funding requirements as the Nordion pension plan has a going concern surplus as of January 1, 2023, as defined by Canadian federal regulation, which require solvency testing on defined benefit pension plans on an annual basis.

The Company may obtain a qualifying letter of credit for solvency payments, up to 15% of the market value of solvency liabilities as determined on the valuation date, instead of cash payment into the pension fund. As of December 31, 2023 and 2022, we had letters of credit outstanding relating to the defined benefit plans totaling \$16.0 million and \$44.1 million, respectively. The actual funding requirements over the five-year period will be dependent on subsequent annual actuarial valuations. These amounts are estimates, which may change with actual investment performance, changes in interest rates, any pertinent changes in Canadian government regulations, and any voluntary contributions.

### 13. Related Parties

We do business with a number of companies affiliated with Warburg Pincus and GTCR, which we refer to collectively as the “Sponsors.” For the year ended December 31, 2022, the Company recorded sales of \$3.7 million to Curia Global (“Curia”), an affiliate of GTCR. Amounts due from Curia as of December 31, 2022 were \$0.8 million.

For the years ended December 31, 2023 and 2021, the Company had not engaged in any material related party transactions.

### 14. Other Comprehensive Income (Loss)

Amounts in accumulated other comprehensive income (loss) are presented net of the related tax. Foreign currency translation is not adjusted for income taxes.

Sotera Health Company  
Notes to Consolidated Financial Statements

Changes in our accumulated other comprehensive income (loss) balances, net of applicable tax, were as follows:

<i>(thousands of U.S. dollars)</i>	Defined Benefit Plans	Foreign Currency Translation	Interest Rate Derivatives	Total
<b>Beginning balance – January 1, 2021</b>	\$ (44,143)	\$ (49,699)	\$ —	\$ (93,842)
Other comprehensive income (loss) before reclassifications	25,517	(16,690)	404	9,231
Amounts reclassified from accumulated other comprehensive income (loss)	1,045 <sup>(a)</sup>	—	— <sup>(b)</sup>	1,045
<b>Net current-period other comprehensive income (loss)</b>	<u>26,562</u>	<u>(16,690)</u>	<u>404</u>	<u>10,276</u>
<b>Ending balance – December 31, 2021</b>	<u>\$ (17,581)</u>	<u>\$ (66,389)</u>	<u>\$ 404</u>	<u>\$ (83,566)</u>
<b>Beginning balance – January 1, 2022</b>	\$ (17,581)	\$ (66,389)	\$ 404	\$ (83,566)
Other comprehensive income (loss) before reclassifications	20,803	(64,816)	20,939	(23,074)
Amounts reclassified from accumulated other comprehensive income (loss)	(13) <sup>(a)</sup>	—	—	(13)
<b>Net current-period other comprehensive income (loss)</b>	<u>20,790</u>	<u>(64,816)</u>	<u>20,939</u>	<u>(23,087)</u>
<b>Ending balance – December 31, 2022</b>	<u>\$ 3,209</u>	<u>\$ (131,205)</u>	<u>\$ 21,343</u>	<u>\$ (106,653)</u>
<b>Beginning balance – January 1, 2023</b>	\$ 3,209	\$ (131,205)	\$ 21,343	\$ (106,653)
Other comprehensive income (loss) before reclassifications	(10,308)	40,174	6,441	36,307
Amounts reclassified from accumulated other comprehensive income (loss)	(198) <sup>(a)</sup>	—	(22,138)	(22,336)
<b>Net current-period other comprehensive income (loss)</b>	<u>(10,506)</u>	<u>40,174</u>	<u>(15,697)</u>	<u>13,971</u>
<b>Ending balance – December 31, 2023</b>	<u>\$ (7,297)</u>	<u>\$ (91,031)</u>	<u>\$ 5,646</u>	<u>\$ (92,682)</u>

- (a) For defined benefit pension plans, amounts reclassified from accumulated other comprehensive income (loss) are recorded to “Other income, net” within the Consolidated Statements of Operations and Comprehensive Income (Loss).
- (b) For interest rate derivatives, amounts reclassified from accumulated other comprehensive income (loss) are recorded to “Interest expense, net” within the Consolidated Statements of Operations and Comprehensive Income (Loss).

## 15. Stockholders’ Equity

### Common Stock

The Company completed its IPO in the fourth quarter of 2020 and shares began trading on Nasdaq on November 20, 2020. Prior to the completion of the IPO, the Company amended and restated its certificate of incorporation to authorize 1,200,000,000 shares of common stock, par value \$0.01 per share, and reclassify all 3,000 shares of its common stock then outstanding as 232,400,200 shares. Upon completion of the IPO, 284,421,755 shares of common stock were outstanding.

*Voting Rights.* Holders of common stock are entitled to one vote for each share held on all matters submitted to a vote of stockholders, subject to certain restrictions described in the certificate of incorporation.

*Dividends.* Subject to preferences that may be applicable to any then outstanding preferred stock, holders of our common stock are entitled to receive ratably those dividends, if any, as may be declared by the board of directors out of legally available funds.

*Liquidation, Dissolution, and Winding Up.* In the event of liquidation, dissolution or winding up, the holders of the Company’s common stock will be entitled to share equally and ratably in the net assets legally available for distribution to stockholders after the payment of all of debts and other liabilities, subject to the prior rights of any preferred stock then outstanding.

### Preferred Stock

In addition, prior to the completion of the IPO, the Company’s amended and restated certificate of incorporation authorized 120,000,000 shares of preferred stock, par value \$0.01 per share. The board of directors may issue preferred stock, without

Sotera Health Company  
Notes to Consolidated Financial Statements

stockholder approval, in such series and with such designations, preferences, conversion or other rights, voting powers and qualifications, limitations or restrictions thereof, as the board of directors deems appropriate.

### **Corporate Reorganization prior to the IPO**

Sotera Health Company was incorporated in November 2017 as the parent company for Sterigenics, Nordion and Nelson Labs under the name Sotera Health Topco, Inc. On October 23, 2020, the Company changed its name from Sotera Health Topco, Inc. to Sotera Health Company. Prior to the IPO, the Company was a direct wholly owned subsidiary of Sotera Health Topco Parent, L.P. (“Topco Parent”). Under the terms of the corporate reorganization completed prior to the IPO, Topco Parent distributed the shares of Sotera Health Company common stock to its partners in accordance with the limited partnership agreement of Topco Parent.

#### *Ownership of Topco Parent and Related Distributions*

Prior to the IPO, Topco Parent had four outstanding classes of partnership units: (1) Class A Units; (2) Class B-1 Units, which were subject to time-based vesting; (3) Class B-2 Units, which were subject to performance-based vesting; and (4) Class D Units. Each class of units was subject to the terms of the limited partnership agreement of Topco Parent. The Class A Units, Class B Units and Class D Units are referred to collectively as the “Units.”

Pursuant to the terms of the corporate reorganization, Topco Parent made an in-kind distribution of the 232,400,200 shares of the Company’s common stock then outstanding to its limited partners in accordance with the terms of its limited partnership agreement, net of any previously unrecouped tax distributions. The value of a share of common stock was measured by the initial public offering price. All shares of the Company’s common stock held by Topco Parent were distributed to the holders of the Units.

With respect to shares of common stock distributed in respect of any Class B-1 Units that were unvested as of the distribution and all of the Class B-2 Units (as none of the Class B-2 Units were vested as of the distribution), such shares are subject to the same vesting and forfeiture restrictions that applied to such unvested Class B-1 and Class B-2 Units prior to the distribution as described in Note 16, “Share-Based Compensation”. Following the distribution of the shares of the Company’s common stock, Topco Parent entered into dissolution.

Following the Corporate reorganization, the Company completed its IPO of 53,590,000 shares of its common stock at a public offering price of \$23.00 per share, for proceeds of approximately \$1,156.0 million, net of underwriting discounts and issuance costs.

In addition, we entered into agreements with certain executive officers to repurchase shares of our common stock beneficially owned by them in private transactions at a purchase price per share equal to the initial public offering price per share of our common stock less the underwriting discounts and commissions payable thereon. The total number of shares repurchased from certain executive officers in the fourth quarter of 2020 was 1,568,445.

On March 22, 2021, we closed an underwritten secondary offering of our common stock, at a price to the public of \$27.00 per share, in which all 25,000,000 shares were offered by selling stockholders, including Warburg Pincus, GTCR and certain current and former members of our management. In addition, the selling stockholders granted the underwriters a 30-day option to purchase up to an additional 3,750,000 shares of common stock. The Company did not offer any shares in the offering and did not receive any of the proceeds from the offering.

## **16. Share-Based Compensation**

### *Pre-IPO Awards*

Prior to our IPO, the Company’s equity-based awards issued to service providers (including directors and employees) included partnership interests in Topco Parent (Class B-1 or B-2 Units) which vested based on either time or the achievement of certain performance and market conditions (the “pre-IPO awards”). These equity-based awards represented an interest in our former parent and were granted in respect of services provided to the Company and its subsidiaries. In connection with the IPO, our

Sotera Health Company  
Notes to Consolidated Financial Statements

former parent made in-kind distributions of shares of our common stock to its limited partners as described in Note 15, “Stockholders' Equity”. At the time of the IPO, there were fewer than 60 individuals who received shares in the in-kind distribution; while this distribution represented a modification to the existing awards, there was no associated change in compensation expense because the fair value of the distributed shares immediately before and after the distribution was the same.

Restricted stock distributed in respect of pre-IPO Class B-1 time vesting units vests on a daily basis pro rata over a five-year vesting period (20% per year) beginning on the original vesting commencement date of the corresponding Class B-1 time vesting units, subject to the grantee’s continued services through each vesting date. Upon the occurrence of a change in control of the Company, all then outstanding unvested shares of our common stock distributed in respect of Class B-1 Units will vest as of the date of consummation of such change in control, subject to the grantee’s continued services through the consummation of the change in control.

Restricted stock distributed in respect of pre-IPO Class B-2 Units (which were considered performance vesting units) are scheduled to vest only upon satisfaction of certain thresholds. These units generally vest as of the first date on which (i) our Sponsors have received actual cash proceeds in an amount equal to or in excess of at least two and one-half times their invested capital in Sotera Health Topco Parent, L.P. (of which the Company was a direct wholly-owned subsidiary prior to the IPO) and (ii) the Sponsors’ internal rate of return exceeds 20%, subject to such grantee’s continued services through such date. In the event of a change in control of the Company, any outstanding shares of our common stock distributed in respect of Class B-2 Units that remain unvested immediately following the consummation of such a change in control of the Company shall be immediately canceled and forfeited without compensation. Stock based compensation expense attributed to the pre-IPO Class B-2 awards was recorded in the fourth quarter of 2020 as the related performance conditions were considered probable of achievement and the implied service conditions were met. As of December 31, 2023, these awards remain unvested.

We recognized \$2.0 million, \$2.1 million and \$2.6 million of share-based compensation expense related to pre-IPO Class B-1 Units for the years ended December 31, 2023, 2022, and 2021, respectively.

The assumptions used to calculate the fair value of the pre-IPO awards were as follows:

	<u>2020</u>
Risk-free interest rate	1.6 %
Expected volatility	50 %
Expected dividends	None
Expected time until exercise (years)	0.6

These awards were no longer issued after the IPO in November 2020.

Sotera Health Company  
Notes to Consolidated Financial Statements

A summary of the activity for the years ended December 31, 2023, 2022 and 2021 related to the restricted stock distributed to the Company service providers in respect of the pre-IPO awards (Class B-1 and B-2) is presented below:

	Restricted Stock - Pre-IPO B-1	Restricted Stock - Pre-IPO B-2
At January 1, 2021	2,201,239	2,323,333
Forfeited	(72,467)	(299,374)
Vested	(922,683)	—
At December 31, 2021	1,206,089	2,023,959
Forfeited	(54,333)	(925,544)
Vested	(435,665)	—
At December 31, 2022	716,091	1,098,415
Forfeited	(16,243)	(111,304)
Vested	(347,401)	—
<b>At December 31, 2023</b>	<b>352,447</b>	<b>987,111</b>

The following table provides a summary of the weighted average unit grant date fair value, weighted average remaining contractual term, total compensation cost and unrecognized compensation cost for the pre-IPO awards:

December 31, 2023 <i>(dollars in millions, except per award values)</i>	Restricted Stock - Pre- IPO B-1	Restricted Stock - Pre- IPO B-2	All Awards
Weighted average grant date fair value per unit of unvested units <sup>(a)</sup>	\$ 5.48	\$ 1.81	\$ 2.77
Weighted average remaining contractual term	1.31 years	N/A	N/A
Total compensation cost recognized during 2023	\$ 2.0	\$ —	\$ 2.0
Unrecognized compensation expense at December 31, 2023	\$ 2.1	\$ —	\$ 2.1

(a) Due to the in-kind distribution of shares of our common stock in connection with our IPO described above, the weighted average grant date fair value per unit is not comparable to the IPO share price.

N/A – not applicable

### 2020 Omnibus Incentive Plan

We maintain a long-term incentive plan (the “2020 Omnibus Incentive Plan” or the “2020 Plan”) that allows for grants of incentive stock options to employees (including employees of any of our subsidiaries), nonstatutory stock options, restricted stock awards (“RSAs”), restricted stock units (“RSUs”) and other cash-based, equity-based or equity-related awards to employees, directors, and consultants, including employees or consultants of our subsidiaries. The maximum number of shares of our common stock that may be issued under the 2020 Plan is 27.9 million. At December 31, 2023, 17.6 million shares are available for future issuance. The Company plans to issue shares available under the 2020 Plan or shares from treasury to satisfy requirements of awards paid with shares.

We recognize share-based compensation expense at grant date fair value over the requisite service period on a straight-line basis in our Consolidated Statements of Operations and Comprehensive Income (Loss), in “Selling, general and administrative expenses”. We recognized \$30.4 million (\$14.4 million for stock options and \$16.0 million for RSAs and RSUs), \$19.1 million (\$7.8 million for stock options and \$11.3 million for RSUs) and \$11.3 million (\$5.1 million for stock options and \$6.2 million for RSUs) of share-based compensation expense for these awards for the years ending December 31, 2023, 2022 and 2021, respectively.

Sotera Health Company  
Notes to Consolidated Financial Statements

### Stock Options

We use a Black-Scholes option pricing model to estimate the fair value of stock options. Since we are a newly public company, the expected volatility is based on the volatility of similar publicly traded businesses within the same or similar industry as the Company in combination with our own volatility. We used the simplified method to estimate the expected term. The risk-free rate is based on the U.S. Treasury yield in effect at the time of the grant.

Weighted-average grant-date fair values of stock options and the assumptions used in estimating the fair values are as follows:

For the year ended December 31,	2023	2022	2021
Weighted average grant date fair value per option	\$ 7.13	\$ 4.86	\$ 9.08
Expected term (years)	6 years	5.8 years	6.3 years
Risk-free interest rate	4.2 %	3.4 %	1.2 %
Expected volatility	50.0 %	45.7 %	37.5 %

Stock options generally vest ratably over a period of two to four years. They have an exercise price equal to the fair market value of a share of common stock on the date of grant, and a contractual term of 10 years. The following table summarizes our stock option activity for the year ended December 31, 2023:

	Number of Shares	Weighted- average Exercise Price	Remaining Contractual Life	Aggregate Intrinsic Value (millions of U.S. dollars)
Outstanding at the beginning of the year	5,990,470	\$ 14.84		
Granted	1,100,329	17.52		
Forfeited	(118,138)	20.43		
Exercised	—	—		
<b>Outstanding at the end of the year</b>	<b>6,972,661</b>	<b>\$ 15.17</b>	8.2 years	<b>\$ 28.5</b>
<b>Exercisable at the end of the year</b>	<b>2,828,011</b>	<b>\$ 17.08</b>	7.7 years	
<b>Unvested at the end of the year</b>	<b>4,144,650</b>	<b>\$ 13.87</b>	8.6 years	

At December 31, 2023 the total unrecognized compensation expense related to stock options expected to be recognized over the weighted-average period of approximately 1.5 years is \$18.3 million. The total fair value of stock options vested during the years ended December 31, 2023, 2022 and 2021 was \$10.6 million, \$4.4 million and \$5.0 million, respectively.

### RSUs

RSUs generally vest ratably over a period of one to four years and are valued based on the market price on the date of grant. The following table summarizes our unvested RSUs activity for the year ended December 31, 2023:

	Number of Shares	Weighted-average Grant Date Fair Value
Unvested at the beginning of the year	2,482,435	\$ 13.09
Granted	921,472	16.95
Forfeited	(180,754)	12.09
Vested	(924,317)	15.37
<b>Unvested at the end of the year</b>	<b>2,298,836</b>	<b>\$ 13.81</b>

As of December 31, 2023, total unrecognized compensation expense related to RSUs expected to be recognized over the weighted-average period of approximately 1.7 years is \$22.4 million. The total fair value of RSUs vested during the years ended December 31, 2023, 2022 and 2021 was \$14.1 million, \$5.7 million and \$5.1 million, respectively.



Sotera Health Company  
Notes to Consolidated Financial Statements

## 17. Earnings (Loss) Per Share

Basic earnings (loss) per share represents the amount of income (loss) attributable to each common share outstanding. Diluted earnings (loss) per share represents the amount of income (loss) attributable to each common share outstanding adjusted for the effects of potentially dilutive common shares. Potentially dilutive common shares include stock options and other stock-based awards. In the periods where the effect would be antidilutive, potentially dilutive common shares are excluded from the calculation of diluted earnings per share.

In periods in which the Company has net income, earnings per share is calculated using the two-class method. This method is required as unvested restricted stock distributed in respect of pre-IPO Class B-1 and B-2 awards have the right to receive non-forfeitable dividends or dividend equivalents if the Company declares dividends on its common stock. Pursuant to the two-class method, earnings for each period are allocated on a pro-rata basis to common stockholders and unvested pre-IPO Class B-1 and B-2 restricted stock awards. Diluted earnings per share is computed using the more dilutive of (a) the two-class method, or (b) treasury stock method, as applicable, to the potentially dilutive instruments.

In periods in which the Company has a net loss, the two-class method is not applicable because the pre-IPO Class B-1 and B-2 restricted stock awards do not participate in losses.

Our basic and diluted earnings (loss) per common share are calculated as follows:

<i>in thousands of U.S. dollars and share amounts (except per share amounts)</i>	Year Ended December 31,		
	2023	2022	2021
<b>Earnings (loss):</b>			
Net income (loss)	\$ 51,376	\$ (233,570)	\$ 117,121
Less: Net income attributable to noncontrolling interests	—	—	239
Less: Allocation to participating securities	287	—	1,524
Net income (loss) attributable to Sotera Health Company common stockholders	<u>\$ 51,089</u>	<u>\$ (233,570)</u>	<u>\$ 115,358</u>
<b>Weighted Average Common Shares:</b>			
Weighted-average common shares outstanding - basic	281,008	280,096	279,228
Dilutive effect of potential common shares <sup>(a)</sup>	2,213	—	154
Weighted-average common shares outstanding - diluted	<u>283,222</u>	<u>280,096</u>	<u>279,382</u>
<b>Earnings (loss) per Common Share:</b>			
Net income (loss) per common share attributable to Sotera Health Company common stockholders - basic	\$ 0.18	\$ (0.83)	\$ 0.41
Net income (loss) per common share attributable to Sotera Health Company common stockholders - diluted	0.18	(0.83)	0.41

- (a) As the Company reported a net loss for the year ended December 31, 2022, the calculation of diluted weighted average common shares outstanding is not applicable for the year ended December 31, 2022 because the effect of including the potential common shares would be anti-dilutive.

Diluted earnings per shares does not consider the following potential common shares as the effect would be anti-dilutive:

<i>in thousands of share amounts</i>	Year Ended December 31,		
	2023	2022	2021
RSUs	291	2,467	4
Stock options	4,108	5,990	2,403
<b>Total anti-dilutive securities</b>	<u>4,399</u>	<u>8,457</u>	<u>2,407</u>

Sotera Health Company  
Notes to Consolidated Financial Statements

## 18. Leases

We lease certain facilities and equipment under various non-cancelable leases. Most of our real property leases provide for renewal periods and rent escalations and stipulate that we pay taxes, maintenance, and certain other operating expenses applicable to the leased premises.

The components of lease expense were as follows:

<i>(thousands of U.S. dollars)</i>	Year Ended December 31,		
	2023	2022	2021
<b>Operating lease costs <sup>(a)</sup></b>	<b>\$ 13,920</b>	<b>\$ 15,122</b>	<b>\$ 15,433</b>
<b>Finance lease costs:</b>			
Amortization of right of use assets	8,152	6,368	3,018
Interest on lease liabilities	4,394	3,454	2,506
<b>Total finance lease costs</b>	<b>12,546</b>	<b>9,822</b>	<b>5,524</b>
<b>Total lease costs</b>	<b>\$ 26,466</b>	<b>\$ 24,944</b>	<b>\$ 20,957</b>

(a) Includes \$1.4 million, \$1.3 million, and \$0.9 million of short-term lease costs in the year ended December 31, 2023, 2022, and 2021, respectively.

Lease terms and discount rates were as follows:

	Year Ended December 31,	
	2023	2022
<b>Weighted average remaining lease term:</b>		
Operating leases	5.7 years	4.5 years
Finance leases	14.0 years	14.0 years
<b>Weighted average discount rate:</b>		
Operating leases	5.92 %	5.88 %
Finance leases	5.76 %	5.48 %

Supplemental cash flow information related to leases was as follows:

<i>(thousands of U.S. dollars)</i>	Year Ended December 31,		
	2023	2022	2021
<b>Cash paid for amounts included in the measurement of lease liabilities:</b>			
Operating cash flows for operating leases	\$ 10,067	\$ 11,112	\$ 12,494
Operating cash flow for finance leases	3,988	2,932	2,042
Finance cash flows for finance leases	1,823	1,066	901

Supplemental non-cash information was as follows:

<i>(thousands of U.S. dollars)</i>	Year Ended December 31,		
	2023	2022	2021
<b>Lease liabilities arising from obtaining right-of-use assets:</b>			
Operating leases	\$ 4,559	\$ 1,338	\$ 8,742
Finance leases	14,770	18,286	10,995

Sotera Health Company  
Notes to Consolidated Financial Statements

Maturities of lease liabilities as of December 31, 2023 are as follows:

<i>(thousands of U.S. dollars)</i>	Operating Leases	Finance Leases	Total
2024	\$ 7,357	\$ 12,579	\$ 19,936
2025	5,505	5,767	11,272
2026	5,077	5,737	10,814
2027	3,999	5,893	9,892
2028	2,926	6,063	8,989
2029 and Thereafter	6,165	74,337	80,502
Total lease payments	<u>31,029</u>	<u>110,376</u>	<u>141,405</u>
Less imputed interest	<u>(5,008)</u>	<u>(37,812)</u>	<u>(42,820)</u>
Total lease liabilities	<u>\$ 26,021</u>	<u>\$ 72,564</u>	<u>\$ 98,585</u>

### 19. Asset Retirement Obligations (“ARO”)

Our ARO represent the present value of future remediation costs and an increase in the carrying amounts of the related assets in property, plant and equipment in the Consolidated Balance Sheets. The capitalized future site remediation costs are depreciated and the ARO are accreted over the life of the related assets which is included in depreciation and amortization expense, respectively.

The fair value of the ARO is determined based on estimates requiring management judgment. Key assumptions include the timing and estimated decommissioning costs of the remediation activities and credit adjusted risk free interest rates. Changes in the assumptions based on future information may result in adjustments to the estimated obligations over time. No market risk premium has been included in the calculation for the ARO since no reliable estimate can be made by the Company. Any difference between costs incurred upon settlement of an ARO and the liability recognized for the estimated cost of asset retirements will be recognized as a gain or loss in our current period operating results.

Each year, we review decommissioning costs and consider changes in marketplace rates. The following table describes changes to our ARO liability during the years presented:

<i>(thousands of U.S. dollars)</i>	2023	2022
<b>For the Year Ended</b>		
ARO – beginning of period	\$ 45,482	\$ 42,452
Liabilities settled	(2,896)	(497)
Changes in estimates	2,133	2,593
Accretion expense	2,413	2,194
Foreign currency exchange and other	812	(1,260)
<b>ARO – end of period</b>	<u>47,944</u>	<u>45,482</u>
<b>Less current portion of ARO</b>	<u>—</u>	<u>2,896</u>
<b>Noncurrent ARO – end of period</b>	<u>\$ 47,944</u>	<u>\$ 42,586</u>

We recorded depreciation expense on the ARO of \$0.4 million, \$0.3 million and \$0.4 million, for the years ended December 31, 2023, 2022, and 2021 respectively.

We are obligated to provide financial assurance to local and state licensing authorities for possible future decommissioning costs associated with the various facilities that hold Co-60. At December 31, 2023 and 2022, \$48.2 million and \$54.1 million, respectively, of the standby letters of credit referenced above and surety bonds were outstanding in favor of the various local and state licensing authorities in the event we defaulted on our decommissioning obligation.

## 20. Commitments and Contingencies

We depend on a limited number of suppliers and our agreements with these suppliers account for material portions of our supply and direct material costs. These costs include obligations under various supply agreements in our Nordion segment for Co-60 that are enforceable and legally binding on us. As of December 31, 2023, we had minimum purchase commitments primarily with domestic and international suppliers of raw materials for the Nordion business totaling \$1,607.1 million. The terms of these long-term supply or service arrangements range from 1 to 40 years. In addition, our Sterigenics segment has obligations to purchase ethylene oxide (“EO”). Our contract to purchase EO in the U.S. requires us to purchase all of our requirements from one supplier, and our contracts to purchase EO outside the U.S. generally require that we purchase a specified percentage of our requirements for our operations in the countries covered by those contracts. We expect to utilize the Co-60 and EO encompassed by these agreements in the normal course of our business and therefore our commitments under these agreements are not recognized on the consolidated balance sheets as a liability.

From time to time, we may be subject to various lawsuits and other claims, as well as gain contingencies, in the ordinary course of our business. In addition, from time to time, we receive communications from government or regulatory agencies concerning investigations or allegations of noncompliance with laws or regulations in jurisdictions in which we operate. We assess these regulatory and legal actions to determine if a contingent liability should be recorded. In making these determinations, we may, depending on the nature of the matter, consult with internal and external legal counsel and technical experts. We establish reserves for specific liabilities in connection with regulatory and legal actions that we determine to be both probable and reasonably estimable. The outcomes of regulatory and legal actions can be difficult to predict and are often resolved over long periods of time, making our probability and estimability determinations highly judgmental. Probability determinations require the analysis of various possible outcomes, assessments of potential damages and the impact of multiple factors beyond our control, including potential actions by others, interpretations of the law, and changes and developments in relevant facts, circumstances, regulations and other laws. If a potentially material loss contingency is not probable, but is reasonably possible, or is probable but cannot be estimated, then the nature of the contingent liability is disclosed, together with an estimate of the range of possible loss if the range is determinable and material. In certain of the matters described below, we are not able to estimate potential liability because of the uncertainties related to the outcome(s) and/or the amount(s) or range(s) of loss. The ultimate resolution of pending regulatory and legal matters in future periods, including the matters described below, may have a material adverse effect on our financial condition, results of operations and/or liquidity. The Company may also incur material defense and settlement costs, diversion of management resources and other adverse effects on our business, financial condition, and/or results of operations.

### Ethylene Oxide Tort Litigation

Sterigenics U.S., LLC (“Sterigenics”) and other medical supply sterilization companies have been subjected to tort lawsuits alleging various injuries caused by low-level environmental exposure to EO used at or emitted from sterilization facilities. Those lawsuits, as detailed further below, are individual claims, as opposed to class actions.

### *Illinois*

Subsidiaries of the Company and other parties are defendants in lawsuits in Illinois in which plaintiffs allege personal injuries and wrongful death resulting from purported use, emissions and releases of EO from or at Sterigenics’ former Willowbrook facility and seek damages and other forms of relief (the “Willowbrook Cases”).

In 2022, there were jury trials in two Willowbrook Cases. The first trial resulted in a September 2022 verdict against Sterigenics and Sotera Health LLC (the “Defendant Subsidiaries”) in the amount of \$358.7 million, including \$320.0 million in punitive damages. The second trial resulted in a November 2022 verdict in favor of the Defendant Subsidiaries on all counts. On January 9, 2023, the Defendant Subsidiaries announced a settlement that, subject to various conditions, would resolve the then-pending or threatened 880+ Willowbrook Cases for \$408.0 million, including the two cases in which there were jury trials during 2022 (“the Willowbrook Settlement”). Based on our assessment of the likelihood that the conditions to the Willowbrook term sheets would be satisfied or waived, the Company recorded a charge of \$408.0 million for the year ended December 31, 2022. On June 23, 2023, the Circuit Court of Cook County entered an order confirming that the Willowbrook Settlement was a good-faith settlement under the Illinois Contribution Among Joint Tortfeasors Act. On July 6, 2023, the settled claims were dismissed with

Sotera Health Company  
Notes to Consolidated Financial Statements

prejudice, with the Circuit Court of Cook County retaining jurisdiction to adjudicate disputes over liens on settlement proceeds to be paid to settling plaintiffs and to oversee the administration of the settlements of wrongful death cases.

Two claimants eligible to participate in the Willowbrook Settlement declined to participate and their cases remain pending in the Circuit Court of Cook County (each an “Opt-Out Case”). 23 personal injury lawsuits have been filed in the Circuit Court of Cook County since eligibility to participate in the Willowbrook Settlement closed in March 2023 (“Post-Settlement Willowbrook Cases”). Three Post-Settlement Willowbrook Cases have been removed to the United States District Court for the Northern District of Illinois. The remaining Post-Settlement Willowbrook Cases will proceed in the Circuit Court of Cook County and are expected to be consolidated for discovery and pretrial purposes only. We intend to vigorously defend the Opt-Out Cases and Post-Settlement Willowbrook Cases.

### *Georgia*

The Defendant Subsidiaries and other parties are defendants in lawsuits in Georgia in which plaintiffs allege personal injuries, wrongful death and property devaluation resulting from use, emissions and releases of EO from or at Sterigenics’ Atlanta facility and seek damages and, in certain cases, other forms of relief (the “Atlanta Cases”).

In October 2023, the Defendant Subsidiaries agreed to pay \$35.0 million to settle 79 of the Atlanta Cases, including a personal injury case that was scheduled to begin trial in the State Court of Gwinnett County that month, and 78 other cases being pursued by the same Plaintiff’s counsel in the personal injury case that was scheduled to begin trial in October 2023 (the “Atlanta Settlement”). The Atlanta Settlement was completed in January 2024, with the settling plaintiffs agreeing to file the necessary dismissals and, where required, motions for court approval.

Approximately 245 personal injury and wrongful death claims remain pending in the State Court of Cobb County and have been consolidated for pretrial purposes (the “Consolidated Personal Injury Cases”). The Consolidated Personal Injury Cases are proceeding under a case management order pursuant to which a “pool” of eight cases will proceed to judicial determination of general causation issues in Phase 1 and specific causation issues in Phase 2; the first trial of any “pool” case that survives Phases 1 and 2 is not expected to begin before September 2025. The remaining Consolidated Personal Injury Cases (including nine cases that include both personal injury and property claims) are stayed. Two additional personal injury lawsuits pending in Cobb County have not been consolidated. The parties have jointly asked the court to stay one of these cases along with the stayed cases in the Consolidated Personal Injury Cases. In the other case, employees of a sterilization customer of Sterigenics allege they were injured by exposure while working at the customer’s distribution facility to residual EO allegedly emanating from products of the customer that had been sterilized at Sterigenics’ Atlanta facility; discovery is underway and, pursuant to the customer’s contract with Sterigenics, the customer is indemnifying Sterigenics against this lawsuit.

The Defendant Subsidiaries are also defendants in approximately 365 property devaluation lawsuits that remain pending in the State Court of Cobb County and have been consolidated for pretrial purposes (the “Consolidated Property Cases”). Ten of the Consolidated Property Cases are proceeding under case management orders while the remaining cases are stayed. Discovery in five of the cases is underway; dispositive motions remain pending in the other five.

We intend to vigorously defend the remaining Atlanta Cases.

### *New Mexico*

The Company and certain subsidiaries are defendants in a lawsuit in the Third Judicial District Court, Doña Ana County, New Mexico in which the New Mexico Attorney General (“NMAG”) alleges that emissions and releases of EO from Sterigenics’ facility in Santa Teresa, New Mexico have deteriorated the air quality in Santa Teresa and surrounding communities and materially contributed to increased health risks suffered by residents of those communities. The Complaint asserted claims for public nuisance, negligence, strict liability, violations of New Mexico’s Public Nuisance Statute and Unfair Practices Act and sought various forms of relief, including injunctive relief and damages. In June 2021, the Court entered an Order Granting Preliminary Injunction prohibiting Sterigenics from allowing any uncontrolled emissions or releases of EO from the Santa Teresa facility. In December 2021, the Court entered an order establishing a protocol to monitor Sterigenics’ compliance with the preliminary injunction. Operations at the facility continue to comply with the June 2021 and December 2021 orders.

Sotera Health Company  
Notes to Consolidated Financial Statements

In August 2023, the Court granted Sterigenics' motion for summary judgment on strict liability, the Unfair Practices Act claim, and the NMAG's claims for decreased property values, increased healthcare costs and medical monitoring costs, and instructed the NMAG to amend its Complaint in compliance with the order and to exclude any claim for injunctive relief (the "Summary Judgment Order"). In August 2023, the NMAG sought reconsideration of the Summary Judgment Order, which was denied in December 2023. While this motion was pending, the NMAG filed an Amended Complaint. The NMAG is seeking leave to file an interlocutory appeal of the Summary Judgment Order which, if granted, would stay all proceedings in the underlying case during the appeal. In January 2024, Sterigenics filed motions to dissolve the June 2021 injunction and to dismiss the Amended Complaint. A defense motion challenging the Court's jurisdiction over Sotera Health Company and another defendant also remains pending.

The Company, Sterigenics and certain other subsidiaries are also defendants in a lawsuit pending in the United States District Court for the District of New Mexico alleging wrongful death resulting from purported exposure to EO used, emitted and released from Sterigenics' facility in Santa Teresa, New Mexico while the decedent was working at a different company's facility approximately one mile away. The court has not yet entered a case management order. We intend to defend this lawsuit vigorously.

\* \* \*

Additional EO tort lawsuits may be filed in the future against the Company and/or its subsidiaries relating to Sterigenics' Willowbrook, Atlanta, Santa Teresa or other EO facilities. Based on our view of the strength of the science and related evidence that emissions of EO from Sterigenics' operations have not caused and could not have caused the harms alleged in such lawsuits, we believe that losses in the remaining or future EO cases are not probable. Although the Company intends to defend itself vigorously on the merits, future settlements of EO tort lawsuits are reasonably possible. The Willowbrook and Atlanta Settlements were driven by dynamics unique to the cases that were settled and thus should not give rise to presumptions that the Company will settle additional EO tort lawsuits and/or that any such settlements will be for comparable amounts.

Potential trial and settlement outcomes can vary widely based a host of factors. EO tort lawsuits will be presided over by different judges, tried by different counsel presenting different evidence and decided by different juries. The substantive and procedural laws of jurisdictions vary and can meaningfully impact the litigation process and outcome of a case. Each plaintiff's claim involves unique facts and evidence including the circumstances of the plaintiff's alleged exposure, the type and severity of the plaintiff's disease, the plaintiff's medical history and course of treatment, the location of and other factors related to the plaintiff's real property, and other circumstances. The outcomes of trials before juries are rarely certain and a judgment rendered or settlement reached in one case is not necessarily representative of potential outcomes of other seemingly comparable cases. As a result, it is not possible to estimate a reasonably possible loss or range of loss with respect to any future EO tort lawsuit, trial or settlement.

Insurance Coverage for Environmental Liabilities

An environmental liability insurance policy under which we have received coverage for the EO tort lawsuits in Illinois, Georgia and New Mexico described above had limits of \$10.0 million per occurrence and \$20.0 million in the aggregate. Those per occurrence and aggregate limits were fully utilized in the defense of the Illinois, Georgia and New Mexico litigation. Our insurance for future alleged environmental liabilities excludes coverage for EO claims.

We are pursuing additional insurance coverage for our legal expenses related to EO tort lawsuits like the Illinois, Georgia and New Mexico matters described above. In 2021, Sterigenics filed an insurance coverage lawsuit in the U.S. District Court for the Northern District of Illinois relating to two commercial general liability policies issued in the 1980s (the "Northern District of Illinois Coverage Lawsuit"). The court has issued an order declaring that the defendant insurer owes Sterigenics and another insured party a duty to defend the Willowbrook Cases (the "Duty to Defend Order") and entered judgment for Sterigenics in January 2024 in the amount of \$110.2 million for certain defense costs incurred in the Willowbrook Cases as of August 2022 (the "Defense Costs Judgment"). The defendant insurer has appealed the Duty to Defend Order and Defense Costs Judgment. Sterigenics is also a party in insurance coverage lawsuits pending in the Circuit Court of Cook County, Illinois and the Delaware Superior Court relating to insurance coverage from various historical commercial general liability policies for certain EO litigation settlement amounts and defense costs that the insurer in the Northern District of Illinois Coverage Lawsuit may fail to fund. It is not possible to predict how much, if any, of the insurance proceeds sought will ultimately be recovered.



Sotera Health Company  
Notes to Consolidated Financial Statements

*Sotera Health Company Securities Litigation & Related Matters*

In January 2023, a stockholder class action was filed in the U.S. District Court for the Northern District of Ohio against the Company, certain past and present directors and senior executives, the Company's private equity stockholders and the underwriters of the Company's initial public offering ("IPO") in November 2020 and the Company's secondary public offering ("SPO") in March 2021 (the "Michigan Funds Litigation"). In April 2023, the court appointed the Oakland County Employees' Retirement System, Oakland County Voluntary Employees' Beneficiary Association, and Wayne County Employees' Retirement System (the "Michigan Funds") to serve as lead plaintiff to prosecute claims on behalf of a proposed class of stockholders who acquired shares of the Company in connection with our IPO or SPO or between November 20, 2020 and September 19, 2022 (the "Proposed Class"). The Michigan Funds allege that statements made regarding the safety of the Company's use of EO and/or its EO tort lawsuits and other risks of its EO operations violated Sections 11, 12(a)(2) and 15 of the Securities Act of 1933 (when made in the registration statements for the IPO and SPO) and Sections 10(b), Section 20(a) and Rule 10b-5 of the Securities Exchange Act of 1934 (when made in subsequent securities filings and other contexts). Defendants have moved to dismiss the Amended Complaint and that motion remains pending.

In May 2023 and July 2023, the Company received demands pursuant to 8 Del. C. §220 for inspections of its books and records from shareholders purporting to be investigating the Company's internal operations, disclosure practices and other matters alleged and at issue in the Michigan Funds Litigation (the "220 Demands"). The Company is producing documents in response to the 220 Demands.

The Company believes that the allegations and claims in the Michigan Funds Litigation and 220 Demands are without merit and plans to vigorously defend the Michigan Funds Litigation.

## **21. Financial Instruments and Financial Risk**

### ***Derivative Instruments***

We do not use derivatives for trading or speculative purposes and are not a party to leveraged derivatives.

### ***Derivatives Designated in Hedge Relationships***

From time to time, the Company utilizes interest rate derivatives designated in hedge relationships to manage interest rate risk associated with our variable rate borrowings. These instruments are measured at fair value with changes in fair value recorded as a component of "Accumulated other comprehensive income (loss)" on our Consolidated Balance Sheets.

In March 2023, we entered into an interest rate swap agreement with a notional amount of \$400.0 million. The interest rate swap was effective on August 23, 2023 and expires on August 23, 2025. We have designated the interest rate swap as a cash flow hedge designed to hedge the variability of cash flows attributable to changes in the SOFR benchmark interest rate of our 2023 Term Loan (or any successor thereto). We receive interest at the one-month Term SOFR rate and pay a fixed interest rate under the terms of the swap agreement.

In May 2022, we entered into two interest rate cap agreements with a combined notional amount of \$1,000.0 million for a total option premium of \$4.1 million. The interest rate caps were effective on July 31, 2023 and expire on July 31, 2024. We have designated these interest rate caps as cash flow hedges designed to hedge the variability of cash flows attributable to changes in the benchmark interest rate of our Term Loan (or any successor thereto). Under the current terms of the loan agreement, the benchmark interest rate index transitioned from LIBOR to the Term SOFR on June 30, 2023. Accordingly, the interest rate cap agreements hedge the variability of cash flows attributable to changes in SOFR by limiting our cash flow exposure related to Term SOFR under a portion of our variable rate borrowings to 3.5%.

In October 2021, we entered into two interest rate cap agreements with a combined notional amount of \$1,000.0 million for a total option premium of \$1.8 million. Both interest rate caps were effective on December 31, 2022 and expired on July 31, 2023. These interest rate caps are designated as cash flow hedges and were designed to hedge the variability of cash flows attributable to changes in LIBOR (or its successor), the benchmark interest rate being hedged, by limiting our cash flow exposure related to the LIBOR base rate under a portion of our variable rate borrowings to 1.0%.

Sotera Health Company  
Notes to Consolidated Financial Statements

*Derivatives Not Designated in Hedge Relationships*

Additionally, from time to time, the Company enters into interest rate derivatives to manage economic risks associated with our variable rate borrowings that are not designated in hedge relationships. These instruments are recorded at fair value on the Consolidated Balance Sheets, with any changes in the value being recorded in “Interest expense, net” in the Consolidated Statements of Operations and Comprehensive Income (Loss).

The Company also routinely enters into foreign currency forward contracts to manage foreign currency exchange rate risk of our intercompany loans in certain of our international subsidiaries and non-functional currency assets and liabilities. The foreign currency forward contracts expire on a monthly basis.

*Embedded Derivatives*

We have embedded derivatives in certain of our customer and supply contracts as a result of the currency of the contract being different from the functional currency of the parties involved. Changes in the fair value of the embedded derivatives are recognized in “Other income, net” in the Consolidated Statements of Operations and Comprehensive Income (Loss).

The following table provides a summary of the notional and fair values of our derivative instruments:

<i>(in U.S. dollars; notional in millions, fair value in thousands)</i>	December 31, 2023			December 31, 2022		
	Notional Amount	Fair Value		Notional Amount	Fair Value	
		Derivative Assets	Derivative Liabilities		Derivative Assets	Derivative Liabilities
<b>Derivatives designated as hedging instruments</b>						
Interest rate caps	\$ 1,000.0	\$ 8,763	\$ —	\$ 2,000.0	\$ 34,764	\$ —
Interest rate swaps	400.0	1,487	—	—	—	—
<b>Derivatives not designated as hedging instruments</b>						
Foreign currency forward contracts	171.0	149	9	151.5	—	272
Embedded derivatives <sup>(a)</sup>	150.1	1,225	405	179.9	2,721	3,508
<b>Total</b>	<b>\$ 1,721.1</b>	<b>\$ 11,624</b>	<b>\$ 414</b>	<b>\$ 2,331.4</b>	<b>\$ 37,485</b>	<b>\$ 3,780</b>

(a) Represents the total notional amounts for certain of the Company’s supply and sales contracts accounted for as embedded derivatives.

Embedded derivatives assets and foreign currency forward contracts are included in “Prepaid expenses and other current assets” and “Accrued Liabilities” on our Consolidated Balance Sheets depending upon their position at period end. Interest rate swaps and interest rate caps are included in “Other assets” and “Noncurrent liabilities”, respectively, on the Consolidated Balance Sheets depending upon their position at period end.

The following tables summarize the activities of our derivative instruments for the periods presented, and the line item they are recorded in the Consolidated Statements of Operations and Comprehensive Income (Loss):

<i>(thousands of U.S. dollars)</i>	Year Ended December 31,		
	2023	2022	2021
Unrealized loss (gain) on interest rate derivatives recorded in interest expense, net	\$ —	\$ —	\$ (1,185)
Realized (gain) loss on interest rate derivatives recorded in interest expense, net <sup>(a)</sup>	(33,094)	(12,226)	—
Unrealized (gain) loss on embedded derivatives recorded in other (income)/expense, net	(1,637)	1,324	(1,195)
Realized (gain) loss on foreign currency forward contracts recorded in foreign exchange (gain) loss	(2,025)	3,931	(1,900)
Unrealized (gain) loss on foreign currency forward contracts recorded in foreign exchange (gain) loss	(412)	272	—

Sotera Health Company  
Notes to Consolidated Financial Statements

- (a) For the years ended December 31, 2023 and December 31, 2022, amounts represent periodic settlement of interest rate caps and swaps.

We expect to reclassify approximately \$8.7 million of after-tax net gains on derivative instruments from accumulated other comprehensive income (loss) to income during the next 12 months associated with our cash flow hedges. Refer to Note 14, “Other Comprehensive Income (Loss)” for unrealized gains on interest rate derivatives, net of applicable tax, recorded in other comprehensive income (loss) and amounts reclassified from accumulated other comprehensive income to interest expense, net of applicable tax, during the years ended December 31, 2023 and December 31, 2022.

***Credit Risk***

Certain of our financial assets, including cash and cash equivalents, are exposed to credit risk.

We are also exposed, in our normal course of business, to credit risk from our customers. As of December 31, 2023 and 2022, accounts receivable was net of an allowance for uncollectible accounts of \$4.7 million and \$1.9 million, respectively.

Credit risk on financial instruments arises from the potential for counterparties to default on their contractual obligations to us. We are exposed to credit risk in the event of non-performance, but do not anticipate non-performance by any of the counterparties to our financial instruments. We limit our credit risk by dealing with counterparties that are considered to be of high credit quality. In the event of non-performance by counterparties, the carrying value of our financial instruments represents the maximum amount of loss that would be incurred.

Our credit team evaluates and regularly monitors changes in the credit risk of our customers. We routinely assess the collectability of accounts receivable and maintain an adequate allowance for uncollectible accounts to address potential credit losses. The process includes a review of customer financial information and credit ratings, current market conditions as well as the expected future economic conditions that may impact the collection of trade receivables. We regularly review our customers’ past due amounts through an analysis of aged accounts receivables, specific customer past due aging amounts, and the history of trade receivables written off. Upon concluding that a receivable balance is not collectible, the balance is written off against the allowance for uncollectible accounts.

***Fair Value Hierarchy***

The fair value of our financial instruments is the price that would be received to sell an asset or paid to transfer a liability in an orderly transaction between market participants at the measurement date. The valuation techniques we would use to determine such fair values are described as follows: Level 1—fair values determined by inputs utilizing quoted prices in active markets for identical assets or liabilities; Level 2—fair values based on observable inputs other than quoted prices included in Level 1, such as quoted prices for similar assets and liabilities in active markets, quoted prices for identical or similar assets and liabilities in markets that are not active, or other inputs that are observable; Level 3—fair values determined by unobservable inputs reflecting our own assumptions, consistent with reasonably available assumptions made by other market participants.

Sotera Health Company  
Notes to Consolidated Financial Statements

The following table discloses the fair value our financial assets and liabilities:

<b>As of December 31, 2023</b>	<b>Carrying Amount</b>	<b>Fair Value</b>		
<i>(thousands of U.S. dollars)</i>		<b>Level 1</b>	<b>Level 2</b>	<b>Level 3</b>
<b>Derivatives designated as hedging instruments<sup>(a)</sup></b>				
Interest rate caps	\$ 8,763	\$ —	\$ 8,763	\$ —
Interest rate swaps	1,487	—	1,487	—
<b>Derivatives not designated as hedging instruments<sup>(b)</sup></b>				
Foreign currency forward contract assets	149	—	149	—
Foreign currency forward contract liabilities	9	—	9	—
Embedded derivative assets	1,225	—	1,225	—
Embedded derivative liabilities	405	—	405	—
<b>Current portion of long-term debt<sup>(c)</sup></b>				
Term loan B, due 2026	4,797	—	5,000	—
<b>Long-Term Debt<sup>(c)</sup></b>				
Term loan, due 2026	1,751,197	—	1,758,163	—
Term loan B, due 2026	472,477	—	492,500	—
Finance Lease Obligations (with current portion) <sup>(d)</sup>	72,564	—	72,564	—
<b>As of December 31, 2022</b>				
<i>(thousands of U.S. dollars)</i>	<b>Carrying Amount</b>	<b>Fair Value</b>		
		<b>Level 1</b>	<b>Level 2</b>	<b>Level 3</b>
<b>Derivatives designated as hedging instruments<sup>(a)</sup></b>				
Interest rate caps	\$ 34,764	—	34,764	—
<b>Derivatives not designated as hedging instruments<sup>(b)</sup></b>				
Foreign currency forward contracts	272	—	272	—
Interest rate caps	2,721	\$ —	\$ 2,721	\$ —
Embedded derivative liabilities	3,508	—	3,508	—
<b>Current portion of long-term debt<sup>(c)</sup></b>				
Revolving credit facility	196,672	—	196,672	—
Other long-term debt	447	—	447	—
<b>Long-Term Debt<sup>(c)</sup></b>				
Term loan, due 2026	1,747,115	—	1,626,460	—
Finance Lease Obligations (with current portion) <sup>(d)</sup>	58,677	—	58,677	—

- (a) Derivatives designated as hedging instruments are measured at fair value with changes in fair value recorded as a component of accumulated other comprehensive income (loss). Interest rate caps and swaps are valued using pricing models that incorporate observable market inputs including interest rate curves and yield curves. Additional information is provided in Note 1, “Significant Accounting Policies”.
- (b) Derivatives that are not designated as hedging instruments are measured at fair value with gains or losses recognized immediately in the Consolidated Statements of Operations and Comprehensive Income (Loss). Refer also to Note 1, “Significant Accounting Policies”. Embedded derivatives are valued using internally developed models that rely on observable market inputs, including foreign currency forward curves. Foreign currency forward contracts are valued by reference to changes in foreign currency exchange rate over the life of the contract. Interest rate caps are valued using pricing models that incorporate observable market inputs including interest rate and yield curves.
- (c) Carrying amounts of current portion of long-term debt and long-term debt instruments are reported net of discounts and debt issuance costs. The estimated fair value of these instruments is based upon quoted prices for the term loans due in 2026 in inactive markets as provided by an independent fixed income security pricing service.
- (d) Refer to Note 18, “Leases”. Fair value approximates carrying value.

Sotera Health Company  
Notes to Consolidated Financial Statements

- (e) Carrying amounts of current portion of long-term debt for the year ended December 31, 2022 are reported net of discounts and debt issuance costs. Fair value approximates carrying value for the year ended December 31, 2022.

## 22. Segment and Geographic Information

We identify our operating segments based on the way we manage, evaluate and internally report our business activities for purposes of allocating resources and assessing performance. We have three reportable segments: Sterigenics, Nordion and Nelson Labs. We have determined our reportable segments based upon an assessment of organizational structure, service types, and internally prepared financial statements. Our chief operating decision maker evaluates performance and allocates resources based on net revenues and segment income after the elimination of intercompany activities. The accounting policies of our reportable segments are the same as those described in Note 1, “Significant Accounting Policies”.

### Sterigenics

Sterigenics provides outsourced terminal sterilization and irradiation services for the medical device, pharmaceutical, food safety and advanced applications markets using three major technologies: gamma irradiation, EO processing and E-beam irradiation.

### Nordion

Nordion is a leading global provider of Co-60 used in the sterilization and irradiation processes for the medical device, pharmaceutical, food safety, and high-performance materials industries, as well as in the treatment of cancer. In addition, Nordion is a leading global provider of gamma irradiation systems.

### Nelson Labs

Nelson Labs provides outsourced microbiological and analytical chemistry testing and advisory services for the medical device and pharmaceutical industries.

### Segment Revenue Concentrations

For the year ended December 31, 2023, three customers reported within the Nordion segment individually represented 10% or more of the segment’s total net revenues. These customers represented 20.1%, 14.8%, and 13.9% of the total segment’s external net revenues for the year ended December 31, 2023. For the year ended December 31, 2022, five customers reported within the Nordion segment individually represented 10% or more of the segment’s total net revenues. These customers represented 17.7%, 13.6%, 11.2%, 10.7%, and 10.2% of the total segment’s external net revenues for the year ended December 31, 2022. For the year ended December 31, 2021, four customers reported within the Nordion segment individually represented 10% or more of the segment’s total net revenues. These customers represented 15.1%, 12.7%, 11.5%, 11.1% of the total segment’s external net revenues for the year ended December 31, 2021.

Financial information for each of our segments is presented in the following table:

Sotera Health Company  
Notes to Consolidated Financial Statements

<i>(thousands of U.S. dollars)</i>	Year Ended December 31,		
	2023	2022	2021
<b>Segment revenues<sup>(a)</sup></b>			
Sterigenics	\$ 667,130	\$ 626,646	\$ 571,829
Nordion	160,459	153,639	140,507
Nelson Labs	221,699	223,402	219,142
<b>Total net revenues</b>	<b>\$ 1,049,288</b>	<b>\$ 1,003,687</b>	<b>\$ 931,478</b>
<b>Segment income<sup>(b)</sup></b>			
Sterigenics	\$ 362,212	\$ 339,144	\$ 310,470
Nordion	96,678	89,477	82,673
Nelson Labs	69,139	77,628	88,086
<b>Total segment income</b>	<b>\$ 528,029</b>	<b>\$ 506,249</b>	<b>\$ 481,229</b>

- (a) Revenues are reported net of intersegment sales. Our Nordion segment recognized \$43.9 million, \$52.4 million and \$34.1 million in revenues from sales to our Sterigenics segment for the years ended December 31, 2023, 2022 and 2021, respectively, that is not reflected in net revenues in the table above. Intersegment sales for Sterigenics and Nelson Labs are immaterial for all periods presented.
- (b) Segment income is only provided on a net basis to the chief operating decision maker and is reported net of intersegment profits.

Corporate operating expenses for executive management, accounting, information technology, legal, human resources, treasury, investor relations, corporate development, tax, purchasing, and marketing not directly incurred by a segment are allocated to the segments based on total net revenue. Corporate operating expenses that are directly incurred by a segment are reflected in each segment's income.

Capital expenditures by segment for the years ended December 31, 2023, 2022 and 2021 were as follows:

<i>(thousands of U.S. dollars)</i>	Year Ended December 31,		
	2023	2022	2021
Sterigenics	\$ 163,043	\$ 144,027	\$ 73,753
Nordion	38,351	26,575	21,292
Nelson Labs	13,581	11,776	7,117
<b>Total capital expenditures</b>	<b>\$ 214,975</b>	<b>\$ 182,378</b>	<b>\$ 102,162</b>

Total assets and depreciation and amortization expense by segment are not readily available and are not reported separately to the chief operating decision maker.



Sotera Health Company  
Notes to Consolidated Financial Statements

A reconciliation of segment income to consolidated income (loss) before taxes is as follows:

*(thousands of U.S. dollars)*

Year Ended December 31,	2023	2022	2021
<b>Segment income</b>	<b>\$ 528,029</b>	<b>\$ 506,249</b>	<b>\$ 481,229</b>
<b>Less adjustments:</b>			
Interest expense, net <sup>(a)</sup>	116,068	78,490	74,192
Depreciation and amortization <sup>(b)</sup>	157,925	145,554	150,902
Share-based compensation <sup>(c)</sup>	32,364	21,211	13,870
(Gain) loss on foreign currency and derivatives not designated as hedging instruments, net <sup>(d)</sup>	(1,552)	3,150	(58)
Acquisition and divestiture related charges, net <sup>(e)</sup>	937	1,398	(6,018)
Business optimization project expenses <sup>(f)</sup>	7,310	2,226	948
Plant closure expenses <sup>(g)</sup>	(585)	4,730	2,327
Impairment of investment in unconsolidated affiliate <sup>(h)</sup>	—	9,613	—
Loss on extinguishment of debt <sup>(i)</sup>	—	—	20,681
Professional services relating to EO sterilization facilities <sup>(j)</sup>	72,122	72,639	45,656
Illinois EO litigation settlement <sup>(k)</sup>	—	408,000	—
Georgia EO litigation settlement <sup>(l)</sup>	35,000	—	—
Accretion of asset retirement obligation <sup>(m)</sup>	2,413	2,194	2,252
COVID-19 expenses <sup>(n)</sup>	—	155	761
<b>Consolidated income (loss) before taxes</b>	<b>\$ 106,027</b>	<b>\$ (243,111)</b>	<b>\$ 175,716</b>

- (a) The year ended December 31, 2023 excludes \$26.8 million of interest expense, net on Term Loan B attributable to the loan proceeds that were used to fund the \$408.0 million Illinois EO litigation settlement. The year ended December 31, 2022 excludes a \$1.7 million unrealized loss on interest rate derivatives not designated as hedging instruments.
- (b) Includes depreciation of Co-60 held at gamma irradiation sites.
- (c) Represents share-based compensation expense to employees and non-employee directors. See Note 16, “Share-Based Compensation” for further information.
- (d) Represents the effects of (i) fluctuations in foreign currency exchange rates, (ii) non-cash mark-to-fair value of embedded derivatives relating to certain customer and supply contracts at Nordion, and (iii) unrealized gains and losses on interest rate derivatives not designated as hedging instruments.
- (e) Represents (i) certain direct and incremental costs related to the acquisitions of RCA, the noncontrolling interests in our China subsidiaries, BioScience Labs in 2021, Iotron in July 2020, the first quarter 2021 gain on the mandatorily redeemable noncontrolling interest in Nelson Labs Fairfield, and certain related integration efforts as a result of those acquisitions, (ii) the earnings impact of fair value adjustments (excluding those recognized within amortization expense) resulting from the businesses acquired, (iii) transition services income and non-cash deferred lease income associated with the terms of the divestiture of the Medical Isotopes business in 2018, (iv) a \$3.4 million gain recognized in the third quarter of 2021 related to the settlement of an insurance claim for Nordion that existed at the time of our acquisition of the business in 2014, and (v) a \$5.1 million non-cash gain recognized in the fourth quarter of 2021 arising from the derecognition of an ARO liability no longer attributable to Nordion pursuant to the terms of the sale of the Medical Isotopes business in 2018.
- (f) Represents professional fees, exit costs, severance and other payroll costs, and other costs associated with business optimization and cost savings projects relating to the integration of recent acquisitions, operating structure realignment and other process enhancement projects.
- (g) Represents professional fees, severance and other payroll costs, and other costs including ongoing lease and utility expenses associated with the closure of the Willowbrook, Illinois facility. The year ended December 31, 2023 also includes a \$1.0 million cancellation fee received from a tenant in connection with the termination of an office space lease at the Nordion facility.
- (h) Represents an impairment charge on an equity method investment in a joint venture. Refer to Note 1, “Significant Accounting Policies” for further information.

Sotera Health Company  
Notes to Consolidated Financial Statements

- (i) Represents expenses incurred in connection with the repricing of our Term Loan in January 2021 and full redemption of the First Lien Notes in August 2021, including a prepayment premium and accelerated amortization of prior debt issuance and discount costs.
- (j) Represents litigation and other professional fees associated with our EO sterilization facilities. This includes \$26.8 million of interest expense, net for the year ended December 31, 2023 associated with Term Loan B that was issued to finance the \$408.0 million settlement of 880 pending and threatened EO claims against the Defendant Subsidiaries in Illinois under Settlement Agreements entered into on March 28, 2023. See Note 20, “Commitments and Contingencies”.
- (k) Represents the cost to settle 880 pending and threatened EO claims against the Defendant Subsidiaries in Illinois pursuant to Settlement Agreements entered into on March 28, 2023. See Note 20, “Commitments and Contingencies”.
- (l) Represents the cost to settle 79 pending EO claims against the Defendant Subsidiaries in Georgia under a Settlement Term Sheet entered into on December 21, 2023. See Note 20, “Commitments and Contingencies”.
- (m) Represents non-cash accretion of asset retirement obligations related to Co-60 gamma and EO processing facilities, which are based on estimated site remediation costs for any future decommissioning of these facilities and are accreted over the life of the asset.
- (n) Represents non-recurring costs associated with the COVID-19 pandemic, including incremental costs to implement workplace health and safety measures.

*Geographic Information*

Net revenues for geographic area are reported by the country’s origin of the revenues.

*(thousands of U.S. dollars)*

<b>Year Ended December 31,</b>	<b>2023</b>	<b>2022</b>	<b>2021</b>
United States	\$ 590,967	\$ 579,018	\$ 527,907
Canada	192,050	188,741	177,875
Europe	187,542	166,025	161,810
Other	78,729	69,903	63,886
<b>Total</b>	<b>\$ 1,049,288</b>	<b>\$ 1,003,687</b>	<b>\$ 931,478</b>

The ‘Other’ category above is primarily comprised of net revenues from Asian and Latin American countries that individually represent 3% or less of our total net revenues.

Long-lived assets are based on physical locations and are comprised of the net book value of property, plant, and equipment.

*(thousands of U.S. dollars)*

<b>As of December 31,</b>	<b>2023</b>	<b>2022</b>
United States	\$ 494,793	\$ 413,887
Europe	170,669	143,809
Canada	181,628	140,761
Other	99,824	76,070
<b>Total</b>	<b>\$ 946,914</b>	<b>\$ 774,527</b>

The ‘Other’ category above is primarily comprised of long-lived assets in Asian and Latin American countries that individually represent 5% or less of our total long-lived assets.

Sotera Health Company  
Schedule II – Valuation and Qualifying Accounts  
*(in thousands)*

<u>Description</u>	<u>Balance at Beginning of Period</u>	<u>Charges (credits) to costs and expense<sup>(1)</sup></u>	<u>Deductions<sup>(2)</sup></u>	<u>Translation Adjustments<sup>(3)</sup></u>	<u>Balance at End of Period</u>
<b>Year Ended December 31, 2023</b>					
Deducted from asset accounts:					
Allowance for uncollectible accounts receivable	\$ 1,871	\$ 4,313	\$ (1,502)	\$ 7	\$ 4,689
Deferred tax asset valuation allowance	105,600	19,682	—	153	125,435
<b>Year Ended December 31, 2022</b>					
Deducted from asset accounts:					
Allowance for uncollectible accounts receivable	\$ 1,287	\$ 1,009	\$ (419)	\$ (6)	\$ 1,871
Deferred tax asset valuation allowance	52,080	53,945	—	(425)	105,600
<b>Year Ended December 31, 2021</b>					
Deducted from asset accounts:					
Allowance for uncollectible accounts receivable	\$ 708	\$ 1,132	\$ (408)	\$ (145)	\$ 1,287
Deferred tax asset valuation allowance	43,765	8,455	—	(140)	52,080

(1) For the year ended December 31, 2023, certain charges were recorded as a reduction to revenue

(2) Uncollectible accounts written off, net of recoveries

(3) Change in foreign currency exchange rates

## **Item 9. Changes in and Disagreements with Accountants on Accounting and Financial Disclosure**

None.

## **Item 9A. Controls and Procedures**

### **Evaluation of Disclosure Controls and Procedures**

Our management, with the participation of our Chief Executive Officer and Chief Financial Officer, has evaluated the effectiveness of the Company's "disclosure controls and procedures" (as defined in Rules 13a-15(e) and 15d-15(e) under the Securities Exchange Act of 1934, as amended (Exchange Act)). Based upon their evaluation, the Chief Executive Officer and Chief Financial Officer concluded that, as of the end of the period covered by this Annual Report on Form 10-K, our disclosure controls and procedures are effective to provide reasonable assurance that information we are required to disclose in reports that we file or submit under the Exchange Act is recorded, processed, summarized, and reported within the time periods specified in the rules and forms of the Securities and Exchange Commission (SEC), and that such information is accumulated and communicated to our management, including our CEO and CFO, as appropriate, to allow timely decisions regarding required disclosure.

### **Management's Annual Report on Internal Control over Financial Reporting**

The management of Sotera Health Company is responsible for establishing and maintaining adequate internal control over financial reporting as defined in Exchange Act Rule 13a-15(f). Using criteria set forth by the Committee of Sponsoring Organizations of the Treadway Commission (2013 framework) ("COSO") in Internal Control-Integrated Framework, Sotera Health Company's management assessed the effectiveness of the Company's internal control over financial reporting as of December 31, 2023. Based on this assessment, management concluded that the Company's internal control over financial reporting was effective as of December 31, 2023.

The effectiveness of the Company's internal control over financial reporting as of December 31, 2023 has been audited by Ernst & Young LLP, an independent registered public accounting firm, as stated in their report, which is included in this Annual Report on Form 10-K and is included in this Item 9A. of this Form 10-K below.

### **Changes in Internal Control**

During the fourth quarter of 2023, there were no changes in our internal control over financial reporting that materially affected, or are reasonably likely to materially affect, our internal control over financial reporting.

## **REPORT OF INDEPENDENT REGISTERED PUBLIC ACCOUNTING FIRM**

To the Stockholders and the Board of Directors of Sotera Health Company

### **Opinion on Internal Control Over Financial Reporting**

We have audited Sotera Health Company's internal control over financial reporting as of December 31, 2023, based on criteria established in Internal Control — Integrated Framework issued by the Committee of Sponsoring Organizations of the Treadway Commission (2013 framework) (the COSO criteria). In our opinion, Sotera Health Company (the Company) maintained, in all material respects, effective internal control over financial reporting as of December 31, 2023, based on the COSO criteria.

We also have audited, in accordance with the standards of the Public Company Accounting Oversight Board (United States) (PCAOB), the 2023 consolidated financial statements of the Company and our report dated February 27, 2024 expressed an unqualified opinion thereon.

### **Basis for Opinion**

The Company's management is responsible for maintaining effective internal control over financial reporting and for its assessment of the effectiveness of internal control over financial reporting included in the accompanying Management's Annual Report on Internal Control over Financial Reporting. Our responsibility is to express an opinion on the Company's internal control over financial reporting based on our audit. We are a public accounting firm registered with the PCAOB and are required to be independent with respect to the Company in accordance with the U.S. federal securities laws and the applicable rules and regulations of the Securities and Exchange Commission and the PCAOB.

We conducted our audit in accordance with the standards of the PCAOB. Those standards require that we plan and perform the audit to obtain reasonable assurance about whether effective internal control over financial reporting was maintained in all material respects.

Our audit included obtaining an understanding of internal control over financial reporting, assessing the risk that a material weakness exists, testing and evaluating the design and operating effectiveness of internal control based on the assessed risk, and performing such other procedures as we considered necessary in the circumstances. We believe that our audit provides a reasonable basis for our opinion.

### **Definition and Limitations of Internal Control Over Financial Reporting**

A company's internal control over financial reporting is a process designed to provide reasonable assurance regarding the reliability of financial reporting and the preparation of financial statements for external purposes in accordance with generally accepted accounting principles. A company's internal control over financial reporting includes those policies and procedures that (1) pertain to the maintenance of records that, in reasonable detail, accurately and fairly reflect the transactions and dispositions of the assets of the company; (2) provide reasonable assurance that transactions are recorded as necessary to permit preparation of financial statements in accordance with generally accepted accounting principles, and that receipts and expenditures of the company are being made only in accordance with authorizations of management and directors of the company; and (3) provide reasonable assurance regarding prevention or timely detection of unauthorized acquisition, use, or disposition of the company's assets that could have a material effect on the financial statements.

Because of its inherent limitations, internal control over financial reporting may not prevent or detect misstatements. Also, projections of any evaluation of effectiveness to future periods are subject to the risk that controls may become inadequate because of changes in conditions, or that the degree of compliance with the policies or procedures may deteriorate.

/s/ Ernst & Young LLP

Cleveland, Ohio  
February 27, 2024

## **Item 9B. Other Information**

### *Rule 10b5-1 Trading Plans*

During the year ended December 31, 2023, none of the Company's directors or executive officers adopted or terminated any contract, instruction or written plan for the purchase or sale of Company securities that was intended to satisfy the affirmative defense conditions of Rule 10b5-1(c) or any "non-Rule 10b5-1 trading arrangement" (as that term is defined in Regulation S-K, Item 408).

### *Offer Letter Amendment*

On February 26, 2024, we amended Mr. Lyons' offer letter to provide for a one-time payment of \$100,000 to defray costs associated with his commuting to Cleveland, Ohio (the "Commuting Bonus"). This payment will be made in the first payroll cycle in April, 2024. If Mr. Lyons terminates his employment with the Company for any reason other than death or disability; or the Company terminates his employment for "Cause" (as defined in Mr. Lyons' offer letter) prior to the second anniversary of the commencement of Mr. Lyons' employment, Mr. Lyons will be obligated to repay, on a pre-tax basis, a pro-rata portion of the Commuting Bonus within five business days of his termination of employment.

## **Item 9C. Disclosure Regarding Foreign Jurisdictions that Prevent Inspections**

Not Applicable.



### Part III

#### Item 10. Directors, Executive Officers and Corporate Governance

The information required by this item is incorporated by reference to the sections entitled “Board Composition, Nominations Process and Director Qualifications” and “Corporate Governance” that will be included in our Definitive Proxy Statement for the 2024 Annual Meeting of Stockholders, which will be filed with the SEC within 120 days after the fiscal year ended December 31, 2023.

The following table sets forth information about our executive officers as of February 20, 2024:

<u>Name</u>	<u>Age</u>	<u>Position</u>
Michael B. Petras, Jr.	56	Chairman and Chief Executive Officer
Jonathan (Jon) Lyons	46	Chief Financial Officer
Michael (Mike) P. Rutz	52	President of Sterigenics
Alexander (Alex) Dimitrief	65	Senior Vice President, General Counsel and Secretary

Set forth below is a brief description of the business experience of our executive officers.

*Michael B. Petras, Jr.* has served as our Chief Executive Officer since June 2016 and as the Chairman of our board of directors since October 2020 and served as the Chairman of the board of managers of Sotera Health Topco, L.P. (“Topco Parent”) from January 2019 and as a member of Topco Parent’s board of managers from June 2016 until the completion of the IPO. Prior to joining Sotera Health, Mr. Petras served as chief executive officer of Post-Acute Solutions at Cardinal Health, Inc., a multinational healthcare services company, from 2015 to 2016 and chief executive officer of Cardinal Health at-Home at Cardinal Health, Inc. from 2013 to 2015. From 2011 to 2013, he was the chief executive officer for AssuraMed Holdings, Inc., a medical products supplier owned by the Clayton, Dubilier & Rice and Goldman Sachs private equity firms, which was sold to Cardinal Health, Inc. in 2013. From 2008 to 2011, Mr. Petras was president and chief executive officer at GE Lighting, a General Electric Company (“GE”) business unit. During his over 20 year career at GE, he held several management positions in multiple disciplines. Mr. Petras holds a B.S.B.A. in finance from John Carroll University and an M.B.A. in marketing from Case Western Reserve University. He was selected to serve on our board of directors because of his perspective as our Chief Executive Officer as well as his extensive commercial, financial and general management experience across many global industries.

*Jonathan (Jon) M. Lyons* has served as our Chief Financial Officer since June 2023. Prior to joining Sotera Health, Mr. Lyons served as Vice President, Corporate FP&A of Owens Corning, a global leader specializing in building and construction materials. Mr. Lyons joined Owens Corning in 2010 as Assistant Treasurer and also served as the company’s Treasurer from 2011 to 2014. Mr. Lyons also spent eight years with Cardinal Health, holding several senior leadership roles in treasury, FP&A, investor relations and tax after beginning his career in public accounting. Mr. Lyons holds an M.B.A. from The Ohio State University and a B.S. in Accounting from Kent State University.

*Michael (Mike) P. Rutz* has served as President of Sterigenics since October 2020. Prior to that, Mr. Rutz was Chief Operating Officer of Sterigenics from May 2020 to October 2020. Prior to joining Sotera Health, he was senior vice president and general manager of the Semiconductor Business Unit at Littlefuse, Inc., a multinational electronic manufacturing company, where he was responsible for leading sales, marketing, product development, operations and business development for power and protection-based semiconductor products. Mr. Rutz joined Littlefuse in 2014 as senior vice president of global operations, overseeing the company’s manufacturing, procurement, planning, quality, and operational excellence initiatives. Prior to joining Littlefuse, Mr. Rutz served as senior vice president global supply chain at WMS Gaming, a Chicago-based manufacturer of equipment and software for the gaming industry. Mr. Rutz also spent 16 years with Motorola in the paging, cellular and networking groups, most recently as vice president, networks supply chain. Mr. Rutz holds a Bachelor’s degree in mechanical engineering from the University of Michigan and Master’s degrees in mechanical engineering and management from the Massachusetts Institute of Technology.

*Alexander (Alex) Dimitrief* has served as our Senior Vice President, General Counsel and Secretary since November 2022. Prior to joining Sotera Health, from February 2020 to October 2022, he was a partner at Zeughauser Group, a legal management consulting firm, where he remains as an advisor. Mr. Dimitrief was a senior fellow and distinguished adjunct professor at New York Law School from August 2020 to December 2022 and a lecturer on law at Harvard Law School from September 2019 to December 2022. Mr. Dimitrief previously served in a variety of leadership roles at General Electric. Mr. Dimitrief was president and CEO of GE's Global Growth Organization from 2018 until his retirement from GE in January 2019. He previously served as GE's senior vice president and general counsel from 2015 to 2018 and held other senior legal roles at GE beginning in 2007. Mr. Dimitrief came to GE from Kirkland & Ellis LLP, where he practiced law for twenty years. Mr. Dimitrief holds a B.A. in economics and political science from Yale College and a J.D. from Harvard Law School. He also serves as an independent director of Eos Energy Enterprises and on the Advisory Board of Cresset.

#### **Item 11. Executive Compensation**

The information required by this item is incorporated by reference to the information that will be included in our Definitive Proxy Statement for the 2024 Annual Meeting of Shareholders, which will be filed with the SEC within 120 days after the fiscal year ended December 31, 2023, except as to information required pursuant to Item 402(v) of SEC Regulation S-K relating to pay versus performance.

#### **Item 12. Security Ownership of Certain Beneficial Owners and Management and Related Stockholder Matters**

The information required by this item is incorporated by reference to the information that will be included in our Definitive Proxy Statement for the 2024 Annual Meeting of Shareholders, which will be filed with the SEC within 120 days after the fiscal year ended December 31, 2023.

#### **Item 13. Certain Relationships and Related Transactions, and Director Independence**

The information required by this item is incorporated by reference to the information that will be included in our Definitive Proxy Statement for the 2024 Annual Meeting of Shareholders, which will be filed with the SEC within 120 days after the fiscal year ended December 31, 2023.

#### **Item 14. Principal Accountant Fees and Services**

The information required by this item is incorporated by reference to the information that will be included in our Definitive Proxy Statement for the 2024 Annual Meeting of Shareholders, which will be filed with the SEC within 120 days after the fiscal year ended December 31, 2023.

## Part IV

### Item 15. Exhibits and Financial Statement Schedules

#### (a) Documents Filed with Report

##### (1) Consolidated Financial Statements

The consolidated financial statements are filed as part of this Annual Report on Form 10-K under Item 8, “Financial Statements and Supplementary Data”

##### (2) Financial Statement Schedules

Schedule II - Valuation and Qualifying Accounts for the years ended December 31, 2023, 2022 and 2021

All other schedules for which provision is made in the applicable accounting regulation of the Securities and Exchange Commission are not required under the related instructions or are inapplicable, and therefore, have been omitted.

##### (3) Exhibits

The exhibits listed in the following Exhibit Index are filed, furnished, or incorporated by reference as part of this Annual Report on Form 10-K.

Exhibit No	Description of Exhibits	Filed/ Furnished Herewith	Incorporated by Reference			
			Form	File No.	Exhibit	Filing Date
3.1	<a href="#">Amended and Restated Certificate of Incorporation of the Registrant</a>		10-K	001-39729	3.1	2021-03-09
3.2	<a href="#">Amended and Restated Bylaws of the Registrant</a>		10-K	001-39729	3.2	2021-03-09
4.1	<a href="#">Description of our Common Stock</a>		10-K	001-39729	4.1	2021-03-09
4.2	<a href="#">Amended and Restated Registration Rights Agreement</a>		10-K	001-39729	4.2	2021-03-09
10.1+	<a href="#">Employment Agreement by and between Sotera Health Company and Michael B. Petras, Jr., dated as of November 10, 2020</a>		S-1/A	333-249648	10.1	2020-11-12
10.2+	<a href="#">Executed Employment Offer by Sotera Health Company and Michael F. Biehl dated as of July 18, 2022</a>		10-K	001-39729	10.5	2023-02-28
10.3+	<a href="#">Executed Restrictive Covenants Agreement by and between Sotera Health Company and Michael F. Biehl dated as of July 20, 2022</a>		10-K	001-39729	10.6	2023-02-28
10.4+	<a href="#">Executed Employment Offer by Sotera Health Company and Alex Dimitrief dated as of October 28, 2022</a>		10-K	001-39729	10.7	2023-02-28
10.5+	<a href="#">Executed Restrictive Covenants Agreement by and between Sotera Health Company and Alex Dimitrief, dated as of November 1, 2022</a>		10-K	001-39729	10.8	2023-02-28
10.6+	<a href="#">Cash Retention Bonus Agreement by and between Michael Rutz and Sotera Health Company dated as of November 7, 2022</a>		10-K	001-39729	10.9	2023-02-28
10.7+	<a href="#">Executed Amended and Restated Employment Offer by Sotera Health Company and Jonathan M. Lyons dated as of February 26, 2024</a>	*				

Exhibit No	Description of Exhibits	Filed/ Furnished Herewith	Incorporated by Reference			
			Form	File No.	Exhibit	Filing Date
10.8+	<a href="#">Executed Restrictive Covenants Agreement by and between Sotera Health Company and Jonathan M. Lyons dated as of June 26, 2023</a>		10-Q	001-39729	10.3	2023-08-03
10.9+	<a href="#">Sotera Health Company Supplemental Retirement Benefit Plan, effective as of January 1, 2018</a>		S-1/A	333-249648	10.4	2020-11-12
10.10+	<a href="#">Sotera Health Company 2020 Omnibus Incentive Plan</a>		S-1/A	333-249648	10.5	2020-11-12
10.11+	<a href="#">Form of Sotera Health Company 2020 Omnibus Incentive Plan Restricted Stock Unit Grant Notice and Agreement</a>		S-1/A	333-249648	10.6	2020-11-12
10.12+	<a href="#">Form of Sotera Health Company 2020 Omnibus Incentive Plan Stock Option Grant Notice and Agreement</a>		S-1/A	333-249648	10.7	2020-11-12
10.13	<a href="#">Form of Indemnification Agreement entered into between the Registrant and each director and executive officer</a>		S-1/A	333-249648	10.8	2020-11-02
10.14	<a href="#">Stockholders' Agreement</a>		10-K	001-39729	10.9	2021-03-09
10.15	<a href="#">2019 Credit Agreement, dated as of December 13, 2019, among the Registrant, Sotera Health Holdings, LLC, the lenders and issuing banks party thereto and Jefferies Finance LLC, as first lien administrative agent and first lien collateral agent</a>		S-1	333-249648	10.10	2020-10-23
10.16	<a href="#">Guarantee Agreement, dated as of December 13, 2019, among the Registrant, Sotera Health Holdings, LLC, the other guarantors party thereto and Jefferies Finance LLC, as first lien collateral agent</a>		S-1	333-249648	10.11	2020-10-23
10.17	<a href="#">Collateral Agreement, dated as of December 13, 2019, among the Registrant, Sotera Health Holdings, LLC, the other guarantors party thereto and Jefferies Finance LLC, as first lien collateral agent</a>		S-1	333-249648	10.12	2020-10-23
10.18	<a href="#">Patent Security Agreement, dated as of December 13, 2019, between Sterigenics U.S., LLC and Jefferies Finance LLC, as collateral agent</a>		S-1	333-249648	10.13	2020-10-23
10.19	<a href="#">Trademark Security Agreement, dated as of December 13, 2019, between Sterigenics U.S., LLC and Jefferies Finance LLC, as collateral agent</a>		S-1	333-249648	10.14	2020-10-23
10.20	<a href="#">Trademark Security Agreement, dated as of December 13, 2019, between Nelson Laboratories, LLC and Jefferies Finance LLC, as collateral agent</a>		S-1	333-249648	10.15	2020-10-23
10.21	<a href="#">Trademark Security Agreement, dated as of December 13, 2019, between Sotera Health LLC and Jefferies Finance LLC, as collateral agent</a>		S-1	333-249648	10.16	2020-10-23

Exhibit No	Description of Exhibits	Filed/ Furnished Herewith	Incorporated by Reference			
			Form	File No.	Exhibit	Filing Date
10.22	<a href="#">Copyright Security Agreement, dated as of December 13, 2019, among Jefferies Finance LLC and Nelson Laboratories, LLC, as collateral agent</a>		S-1	333-249648	10.17	2020-10-23
10.23	<a href="#">First Lien Pari Passu Intercreditor Agreement, dated as of July 31, 2020, among Sotera Health Holdings, LLC, the Registrant, Jefferies Finance LLC as Collateral Agent and Authorized Representative, and Wilmington Trust, National Association as Additional First Lien Collateral Agent and Initial Authorized Representative</a>		S-1	333-249648	10.25	2020-10-23
10.24	<a href="#">First Lien Collateral Agreement, dated as of July 31, 2020, among the Registrant, Sotera Health Holdings, LLC, the other grantors party thereto and Wilmington Trust, National Association, as first lien notes collateral agent</a>		S-1	333-249648	10.26	2020-10-23
10.25	<a href="#">Patent Security Agreement, dated as of July 31, 2020, between Sterigenics U.S., LLC and Wilmington Trust, National Association, as first lien notes collateral agent</a>		S-1	333-249648	10.27	2020-10-23
10.26	<a href="#">Trademark Security Agreement, dated as of July 31, 2020, between Sotera Health Holdings LLC and Wilmington Trust, National Association, as first lien notes collateral agent</a>		S-1	333-249648	10.28	2020-10-23
10.27	<a href="#">Copyright Security Agreement, dated as of July 31, 2020, between Nelson Laboratories, LLC and Wilmington Trust, National Association, as first lien notes collateral agent</a>		S-1	333-249648	10.29	2020-10-23
10.28†	<a href="#">Restated Supply Agreement, dated as of October 6, 2020, between Balchem Corporation and Sterigenics U.S., LLC, Sterigenics S. De R.L. De C.V., Sterigenics Costa Rica S.R.L. and Sterigenics EO Canada, Inc.</a>		S-1/A	333-249648	10.30	2020-11-18
10.29+	<a href="#">Form of Restricted Stock Agreement and Acknowledgement</a>		S-1/A	333-249648	10.31	2020-11-12
10.30+	<a href="#">Non-Employee Director Compensation Policy</a>		S-1/A	333-249648	10.32	2020-11-12
10.31+	<a href="#">Employment Agreement by and between Sotera Health LLC and Michael P. Rutz, dated as of May 21, 2020</a>		10-K	001-39729	10.26	2021-03-09

Exhibit No	Description of Exhibits	Filed/ Furnished Herewith	Incorporated by Reference			
			Form	File No.	Exhibit	Filing Date
10.32	<a href="#"><u>Incremental Facility Amendment to the 2019 Credit Agreement, dated as of December 17, 2020, among Sotera Health Company, Sotera Health Holdings, LLC, the Incremental Amendment Revolving Lends party thereto, Jefferies Finance LLC, as First Lien Administrative Agent, each Issuing Bank and the Other Loan Parties</u></a>		10-K	001-39729	10.27	2021-03-09
10.33	<a href="#"><u>Refinancing Amendment to the First Lien 2019 Credit Agreement, dated as of January 20, 2021, among Sotera Health Company, Sotera Health Holdings, LLC, the Refinancing Lenders Party thereto, the Revolving Lenders party to the First Lien Credit Agreement and Jefferies Finance LLC, as First Lien Administrative Agent and First Lien Collateral Agent</u></a>		10-K	001-39729	10.28	2021-03-09
10.34	<a href="#"><u>Revolving Facilities Amendment to the 2019 Credit Agreement, dated as of March 26, 2021, among Sotera Health Company, Sotera Health Holdings, LLC, the Refinancing Lenders Party thereto, the Revolving Lenders party to the First Lien Credit Agreement and Jefferies Finance LLC, as First Lien Administrative Agent and First Lien Collateral Agent</u></a>		10-Q	001-39729	10.2	2021-05-13
10.35	<a href="#"><u>Amendment to First Lien 2019 Credit Agreement, dated as of December 23, 2021 by and among Sotera Health Company, Sotera Health Holdings, LLC, and JPMorgan Chase Bank, N.A. as First Lien Administrative Agent and First Lien Collateral Agent</u></a>		10-K	001-39729	10.31	2022-03-01
10.36	<a href="#"><u>Amendment to First Lien 2019 Credit Agreement, dated as of March 24, 2022, by and among Sotera Health Company, Sotera Health Holdings, LLC, and JPMorgan Chase Bank, N.A. as First Lien Administrative Agent</u></a>		10-K	001-39729	10.37	2023-02-28
10.37	<a href="#"><u>2023 Credit Agreement dated as of February 23, 2023 among the Registrant, Sotera Health Holdings, LLC, the Lenders party thereto and JPMorgan Chase Bank, N.A., as First Lien Administrative Agent and First Lien Collateral Agent</u></a>		10-K	001-39729	10.38	2023-02-28
10.38	<a href="#"><u>First Lien Guarantee Agreement dated as of February 23, 2023, among the Registrant, Sotera Health Holdings, LLC, the other guarantors party thereto and JPMorgan Chase Bank, N.A., as First Lien Collateral Agent</u></a>		10-K	001-39729	10.39	2023-02-28
10.39	<a href="#"><u>First Lien Collateral Agreement dated as of February 23, 2023, among the Registrant, Sotera Health Holdings, LLC, the other grantors party thereto and JPMorgan Chase Bank, N.A., as First Lien Collateral Agent</u></a>		10-K	001-39729	10.40	2023-02-28



Exhibit No	Description of Exhibits	Filed/ Furnished Herewith	Incorporated by Reference			
			Form	File No.	Exhibit	Filing Date
10.40	<a href="#">First Lien Pari Passu Intercreditor Agreement dated as of February 23, 2023, among Sotera Health Holdings, LLC, the Registrant, the other grantors party thereto and JPMorgan Chase Bank, N.A.</a>		10-K	001-39729	10.41	2023-02-28
10.41	<a href="#">Copyright Security Agreement, dated as of February 23, 2023, among Nelson Laboratories, LLC and JPMorgan Chase Bank, N.A., as collateral agent</a>		10-K	001-39729	10.42	2023-02-28
10.42	<a href="#">Trademark Security Agreement, dated as of February 23, 2023, among Nelson Laboratories Bozeman, LLC and JPMorgan Chase Bank, N.A., as collateral agent</a>		10-K	001-39729	10.43	2023-02-28
10.43	<a href="#">Trademark Security Agreement, dated as of February 23, 2023, among Regulatory Compliance Associates Inc. and JPMorgan Chase Bank, N.A., as collateral agent</a>		10-K	001-39729	10.44	2023-02-28
10.44	<a href="#">Trademark Security Agreement, dated as of February 23, 2023, among Sotera Health Holdings, LLC and JPMorgan Chase Bank, N.A., as collateral agent</a>		10-K	001-39729	10.45	2023-02-28
10.45	<a href="#">Incremental Facility Amendment No. 2, dated as of March 21, 2023, to the First Lien Credit Agreement dated as of December 13, 2019 by and among Sotera Health Company, Sotera Health Holdings, LLC, certain subsidiaries of Sotera Health Company, JPMorgan Chase Bank, N.A., as First Lien Administrative Agent and the lenders and issuing banks party thereto</a>		8-K	001-39729	10.1	2023-03-22
10.46	<a href="#">Amendment, dated as of June 22, 2023, to the First Lien Credit Agreement dated as of December 13, 2019 by and among Sotera Health Company, Sotera Health Holdings, LLC, certain subsidiaries of Sotera Health Company, JPMorgan Chase Bank, N.A., as First Lien Administrative Agent and the lenders and issuing banks party thereto</a>		8-K	001-39729	10.1	2023-06-22
10.47‡	<a href="#">Willowbrook Group Settlement Term Sheet</a>		10-K	001-39729	10.46	2023-02-28
10.48‡	<a href="#">Willowbrook Trial Plaintiffs Settlement Term Sheet</a>		10-K	001-39729	10.47	2023-02-28
10.49‡	<a href="#">Settlement Agreement dated as of March 28, 2023 by and among Sotera Health LLC, Sterigenics U.S., LLC and Plaintiffs' Counsel (Illinois Ethylene Oxide Tort Litigation)</a>		10-Q	001-39729	10.2	2023-05-08
10.50‡	<a href="#">Willowbrook Group Settlement Agreement dated as of March 28, 2023 by and among Sotera Health LLC, Sterigenics U.S., LLC and Plaintiff's Executive Committee (Illinois Ethylene Oxide Tort Litigation)</a>		10-Q	001-39729	10.3	2023-05-08

Exhibit No	Description of Exhibits	Filed/ Furnished Herewith	Incorporated by Reference			
			Form	File No.	Exhibit	Filing Date
10.51+	<a href="#">Form of Sotera Health Company 2020 Omnibus Incentive Plan Restricted Stock Unit Grant Notice (As Amended) and Agreement</a>		10-K	001-39729	10.48	2023-02-28
10.52+	<a href="#">Form of Sotera Health Company 2020 Omnibus Incentive Plan Stock Option Grant Notice (As Amended) and Agreement</a>		10-K	001-39729	10.49	2023-02-28
21.1	<a href="#">List of Subsidiaries</a>	*				
23.1	<a href="#">Consent of Ernst &amp; Young LLP, Independent Registered Public Accounting Firm</a>	*				
31.1	<a href="#">Certification of Principal Executive Officer pursuant to Exchange Act Rules 13a-14(a) and 15d-14(a), as adopted pursuant to Section 302 of the Sarbanes-Oxley Act of 2002</a>	*				
31.2	<a href="#">Certification of Principal Financial Officer pursuant to Exchange Act Rules 13a-14(a) and 15d-14(a), as adopted pursuant to Section 302 of the Sarbanes-Oxley Act of 2002</a>	*				
32.1	<a href="#">Certifications of Principal Executive Officer and Principal Financial Officer pursuant to 18 U.S.C. Section 1350, as adopted pursuant to Section 906 of the Sarbanes-Oxley Act of 2002</a>	**				
97.1	<a href="#">Sotera Health Company Policy for the Recovery of Erroneously Awarded Compensation</a>	*				
101.INS	Inline XBRL Instance Document - The XBRL Instance Document does not appear in the Interactive Data File because its XBRL tags are embedded within the Inline XBRL document	*				
101.SCH	Inline XBRL Taxonomy Extension Schema Document	*				
101.CAL	Inline XBRL Taxonomy Extension Calculation Linkbase Document	*				
101.DEF	Inline XBRL Taxonomy Extension Definition Linkbase Document	*				
101.LAB	Inline XBRL Taxonomy Label Linkbase Document	*				
101.PRE	Inline XBRL Taxonomy Extension Presentation Linkbase Document	*				
104	Cover Page Interactive Data File (formatted as Inline XBRL and contained in Exhibit 101)	*				

- \* Filed Herewith
- \*\* Furnished Herewith
- + Denotes management contract or compensatory plan or arrangement.
- † Certain confidential portions of this exhibit have been redacted pursuant to Item 601(b)(10)(iv) of Regulation S-K. The omitted information is (i) not material, and (ii) would likely cause us competitive harm if publicly disclosed. We agree to furnish supplementally an unredacted copy of the exhibit to the Securities and Exchange Commission on its request.
- ‡ Certain confidential portions of this exhibit have been redacted pursuant to Item 601(b)(10)(iv) of Regulation S-K. The omitted information is (i) not material, and (ii) the type of information that the registrant treats as private and confidential. We agree to furnish supplementally an unredacted copy of the exhibit to the Securities and Exchange Commission on its request.

**Item 16. Form 10-K Summary**

None.

## SIGNATURES

Pursuant to the requirements of the Securities Exchange Act of 1934, the Registrant has duly caused this report to be signed on its behalf by the undersigned thereunto duly authorized.

SOTERA HEALTH COMPANY

By: /s/ Michael B. Petras, Jr.

Name: Michael B. Petras, Jr.

Title: Chairman and Chief Executive Officer

Date: February 27, 2024

Pursuant to the requirements of the Securities Exchange Act of 1934, this report has been signed below by the following persons on behalf of the Registrant and in the capacities and on the dates indicated.

<u>Name</u>	<u>Title</u>	<u>Date</u>
<u>/s/ Michael B. Petras, Jr.</u> Michael B. Petras, Jr.	Chairman and Chief Executive Officer (Principal Executive Officer)	February 27, 2024
<u>/s/ Jonathon M. Lyons</u> Jonathon M. Lyons	Senior Vice President and Chief Financial Officer (Principal Financial and Accounting Officer)	February 27, 2024
<u>/s/ Ruoxi Chen</u> Ruoxi Chen	Director	February 27, 2024
<u>/s/ Sean L. Cunningham</u> Sean L. Cunningham	Director	February 27, 2024
<u>/s/ David A. Donnini</u> David A. Donnini	Director	February 27, 2024
<u>/s/ Karen A. Flynn</u> Karen A. Flynn	Director	February 27, 2024
<u>/s/ Ann R. Klee</u> Ann R. Klee	Director	February 27, 2024
<u>/s/ Robert B. Knauss</u> Robert B. Knauss	Director	February 27, 2024
<u>/s/ Constantine S. Mihas</u> Constantine S. Mihas	Director	February 27, 2024
<u>/s/ James C. Neary</u> James C. Neary	Director	February 27, 2024
<u>/s/ Vincent K. Petrella</u> Vincent K. Petrella	Director	February 27, 2024
<u>/s/ David E. Wheadon</u> David E. Wheadon	Director	February 27, 2024



## Board of Directors



*Left to right:* **David E. Wheadon, M.D.**, Former Senior Vice President, Global Regulatory Affairs, Patient Safety and Quality Assurance, AstraZeneca PLC; **Karen A. Flynn**, Former Senior Vice President and Chief Commercial Officer, Catalent Pharma Solutions; **James C. Neary**, Managing Director, Warburg Pincus; **Sean L. Cunningham**, Managing Director, GTCR; **Constantine S. Mihas**, Managing Director, GTCR; **Ann R. Klee**, Former Executive Vice President of Business Development & External Affairs, Suffolk Construction; **Ruoxi Chen**, Managing Director, Warburg Pincus; **Robert B. Knauss**, Managing Director, Warburg Pincus; **David A. Donnini**, Managing Director, GTCR; **Vincent K. Petrella**, Former Executive Vice President, Chief Financial Officer and Treasurer, Lincoln Electric Holdings; **Michael B. Petras, Jr.**, Chairman and Chief Executive Officer, Sotera Health

## Executive Management



**Michael B. Petras, Jr.**  
Chairman and Chief Executive Officer,  
Sotera Health



**Jonathan M. Lyons**  
Senior Vice President  
and Chief Financial Officer,  
Sotera Health



**Riaz Bandali**  
President, Nordion



**Michael P. Rutz**  
President, Sterigenics



**Joseph A. Shrawder**  
President, Nelson Labs



**Kristin A. Gibbs**  
Chief Marketing Officer,  
Sotera Health



**Alex Dimitrief**  
Senior Vice President,  
General Counsel and  
Secretary, Sotera Health



**Robert G. Hauzie**  
Chief Information Officer,  
Sotera Health



**Kathleen A. Hoffman**  
Senior Vice President, Global  
Environmental, Health &  
Safety, Sotera Health



**William (BJ) O. Lehmann**  
Senior Vice President,  
Corporate Development &  
Strategy, Sotera Health



**Sally R. Turner**  
Chief Human Resources  
Officer, Sotera Health



## Shareholder Information

### PRINCIPAL OFFICE

9100 South Hills Boulevard, Suite 300  
Broadview Heights, Ohio 44147

### 2024 ANNUAL MEETING OF SHAREHOLDERS

Thursday, May 23, 2024

9:00 a.m. Eastern Time

Meeting will be held virtually at:

[www.virtualshareholdermeeting.com/SHC2024](http://www.virtualshareholdermeeting.com/SHC2024)

All shareholders as of March 28, 2024, and their duly appointed proxies are invited to attend.

### 2023 ANNUAL REPORT ON FORM 10-K

Sotera Health Company's Annual Report on Form 10-K for the fiscal year ended December 31, 2023, is included in this Annual Report in its entirety, with the exception of certain exhibits.

The Form 10-K, complete with all of its exhibits, is available on our website at: <https://investors.soterahealth.com/sec-filings.com>

### COMMUNICATE WITH THE BOARD

Shareholders and other interested parties can communicate with our Board of Directors by email at: [board@soterahealth.com](mailto:board@soterahealth.com).

The Secretary reviews all communications sent to the Board. Inquiries that relate to the functions of the Board or a Board Committee will be relayed to the Board, Board Committee or to individual directors, as appropriate.

---

This Annual Report contains forward-looking statements. The reader is cautioned not to rely on these statements, which are based on current expectations of future events. For important information about these statements, including the risks, uncertainties and other factors that could cause actual results to vary materially from the assumptions, expectations and projections expressed in any forward-looking statements, the reader should review the enclosed Annual Report on Form 10-K for the fiscal year ended December 31, 2023, including in the sections captioned "Cautionary Note Regarding Forward-Looking Statements" and "Item 1A. Risk Factors." Sotera Health Company does not undertake to update any forward-looking statement as a result of new information or future events or developments.

The Sotera Health trade name, logo and other trademarks included in this Annual Report are the property of Sotera Health Company or its respective affiliates.  
© 2024 Sotera Health Company. All Rights Reserved.

### STOCK LISTING

Listed on Nasdaq Global Select Market  
Stock Symbol: SHC

### INVESTOR RELATIONS CONTACT

Email: [IR@soterahealth.com](mailto:IR@soterahealth.com)

Phone: 833.561.1310

Investor Relations website:

[www.investors.soterahealth.com](http://www.investors.soterahealth.com)

### TRANSFER AGENT

Computershare Trust Company, N.A.

118 Fernwood Avenue

Edison, New Jersey 08837

### INDEPENDENT REGISTERED PUBLIC ACCOUNTING FIRM

Ernst & Young LLP



Sotera Health Company • 9100 South Hills Blvd, Suite 300 • Broadview Heights, OH 44147 • 440.262.1410 • Nasdaq: SHC

[soterahealth.com](http://soterahealth.com)

